

GROUND FLOOR
REZ-DE-CHAUSSÉE



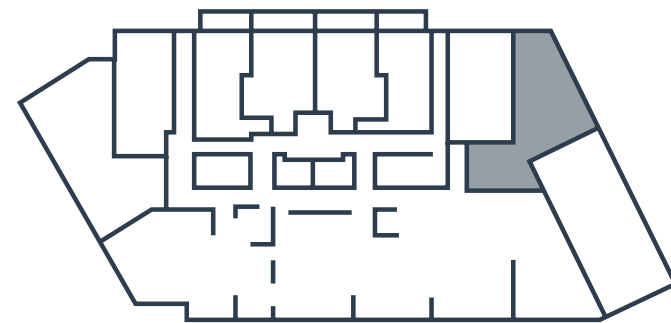
1 Bedroom + study
1 Chambre + bureau



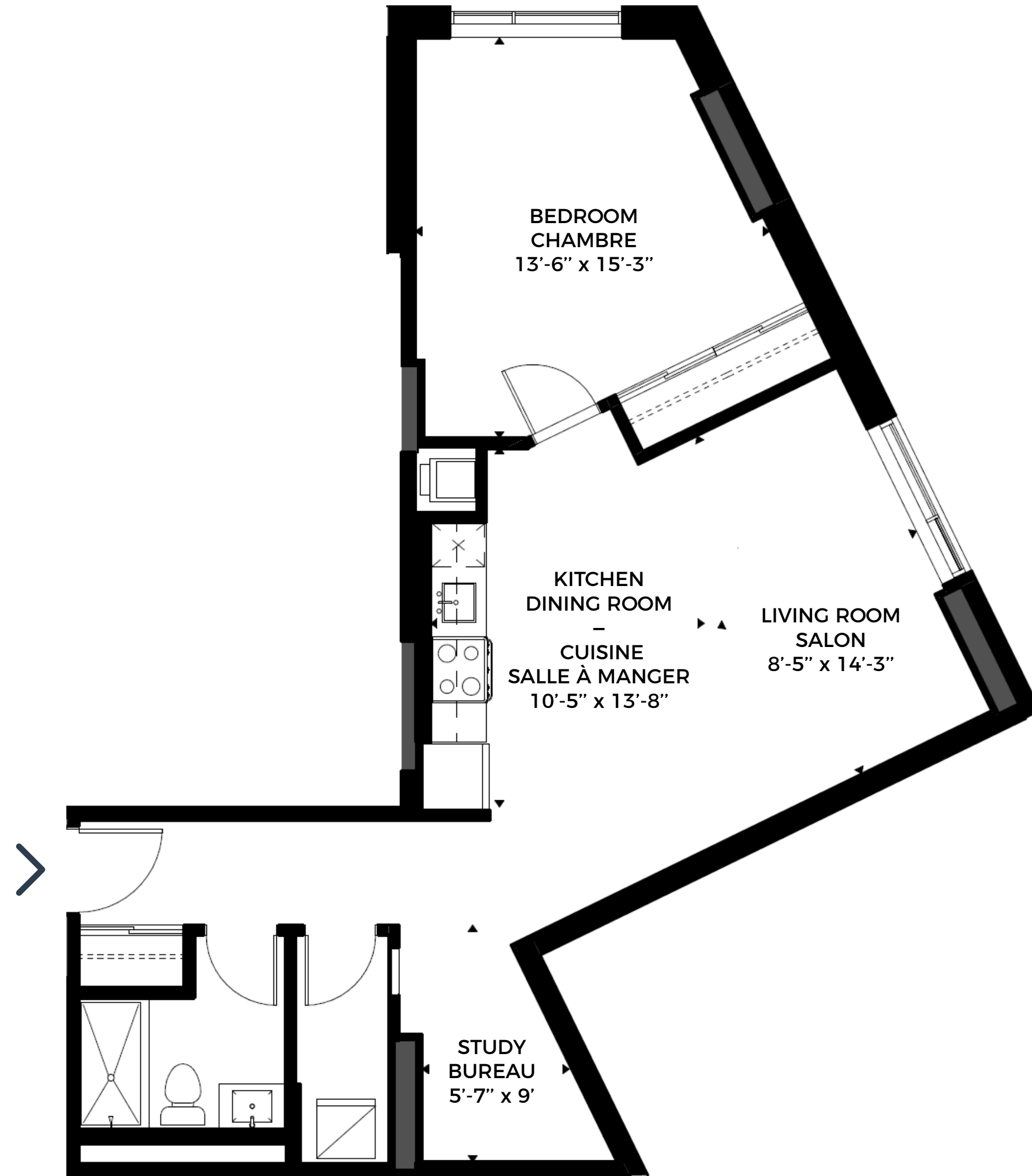
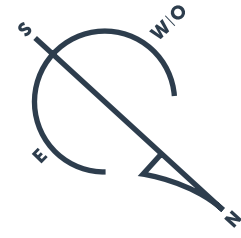
1 Bathroom
1 Salle de bain

UNIT | UNITÉ

101



WOODROFFE AVE.



Total area | Superficie totale 840 sq. ft. / pi²

Measurements are approximate. Les mesures sont approximatives.
These renderings are artist's concepts only. Specifications and floorplans subject to change without notice. | Ces illustrations sont des dessins d'artiste. Les spécifications et les plans de plancher peuvent changer sans préavis.

GROUND FLOOR
REZ-DE-CHAUSSÉE



1 Bedroom*
1 Chambre*

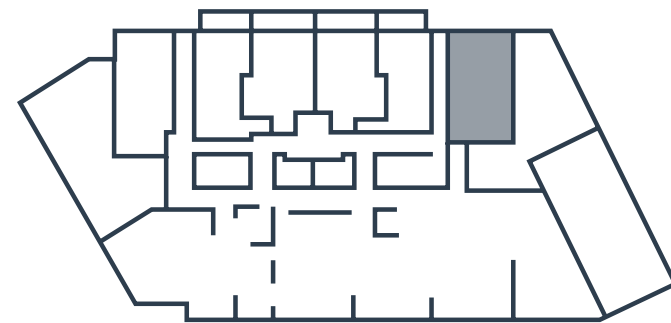
*The bedroom is an interior bedroom. La chambre est une chambre intérieure.



1 Bathroom
1 Salle de bain

UNIT | UNITÉ

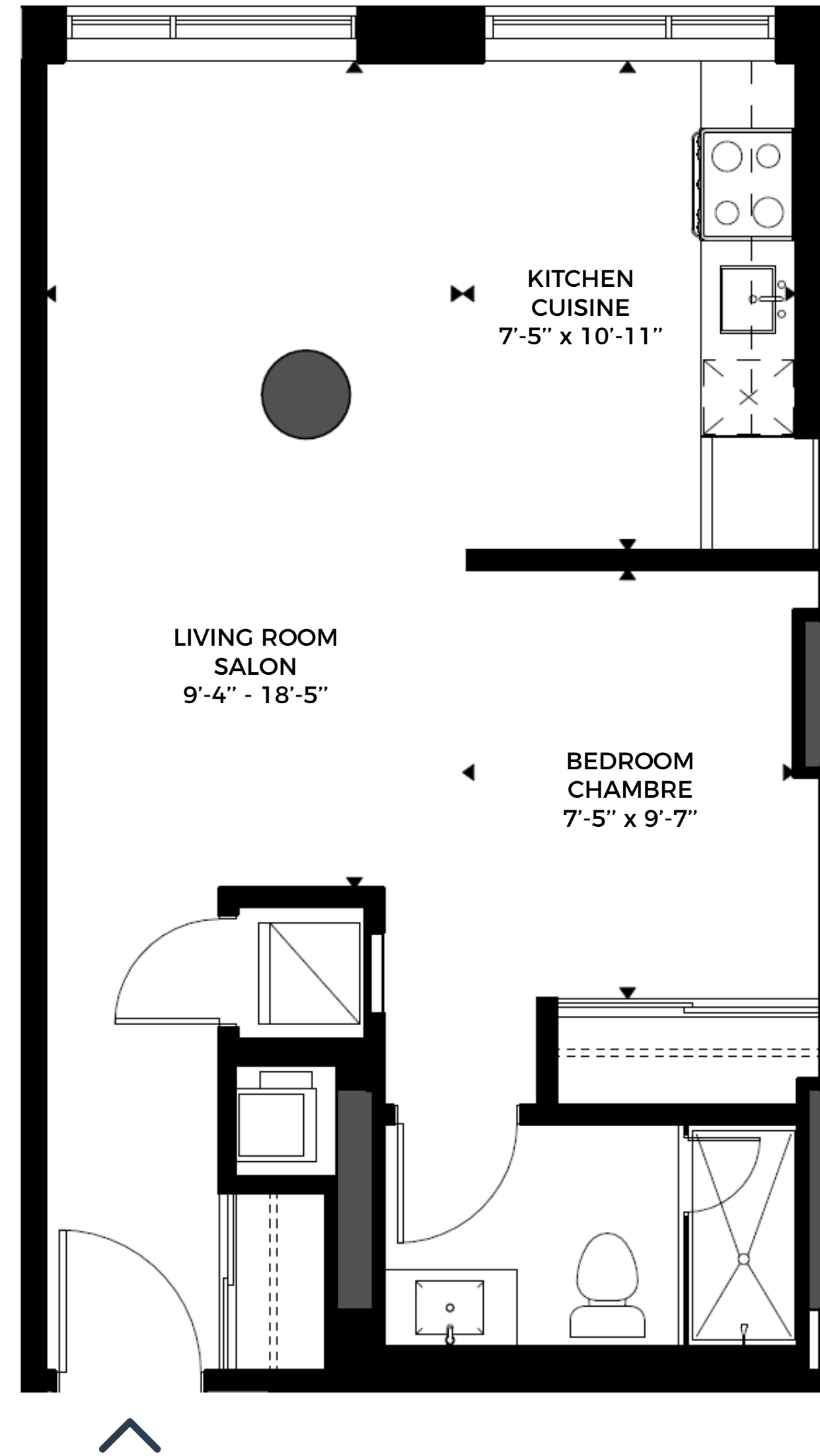
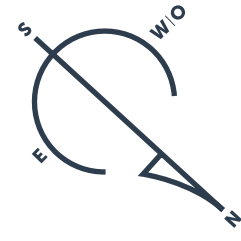
102



WOODROFFE AVE.

Measurements are approximate. Les mesures sont approximatives.

These renderings are artist's concepts only. Specifications and floorplans subject to change without notice. | Ces illustrations sont des dessins d'artiste. Les spécifications et les plans de plancher peuvent changer sans préavis.



Total area | Superficie totale 557 sq. ft. / pi²

GROUND FLOOR
REZ-DE-CHAUSSÉE



1 Bedroom*
1 Chambre*

*The bedroom is an interior bedroom. La chambre est une chambre intérieure.



1 Bathroom
1 Salle de bain

UNIT | UNITÉ

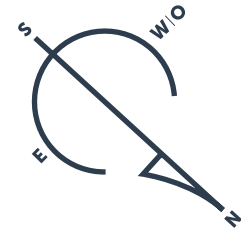
103



WOODROFFE AVE.

Measurements are approximate. Les mesures sont approximatives.

These renderings are artist's concepts only. Specifications and floorplans subject to change without notice. | Ces illustrations sont des dessins d'artiste. Les spécifications et les plans de plancher peuvent changer sans préavis.



Area | Superficie 471 sq. ft. / pi² • **Terrace | Terrasse** 63 sq. ft. / pi² • **Total** 534 sq. ft. / pi²

GROUND FLOOR
REZ-DE-CHAUSSÉE



1 Bedroom*
1 Chambre*

*The bedroom is an interior bedroom. La chambre est une chambre intérieure.



1 Bathroom
1 Salle de bain

UNIT | UNITÉ

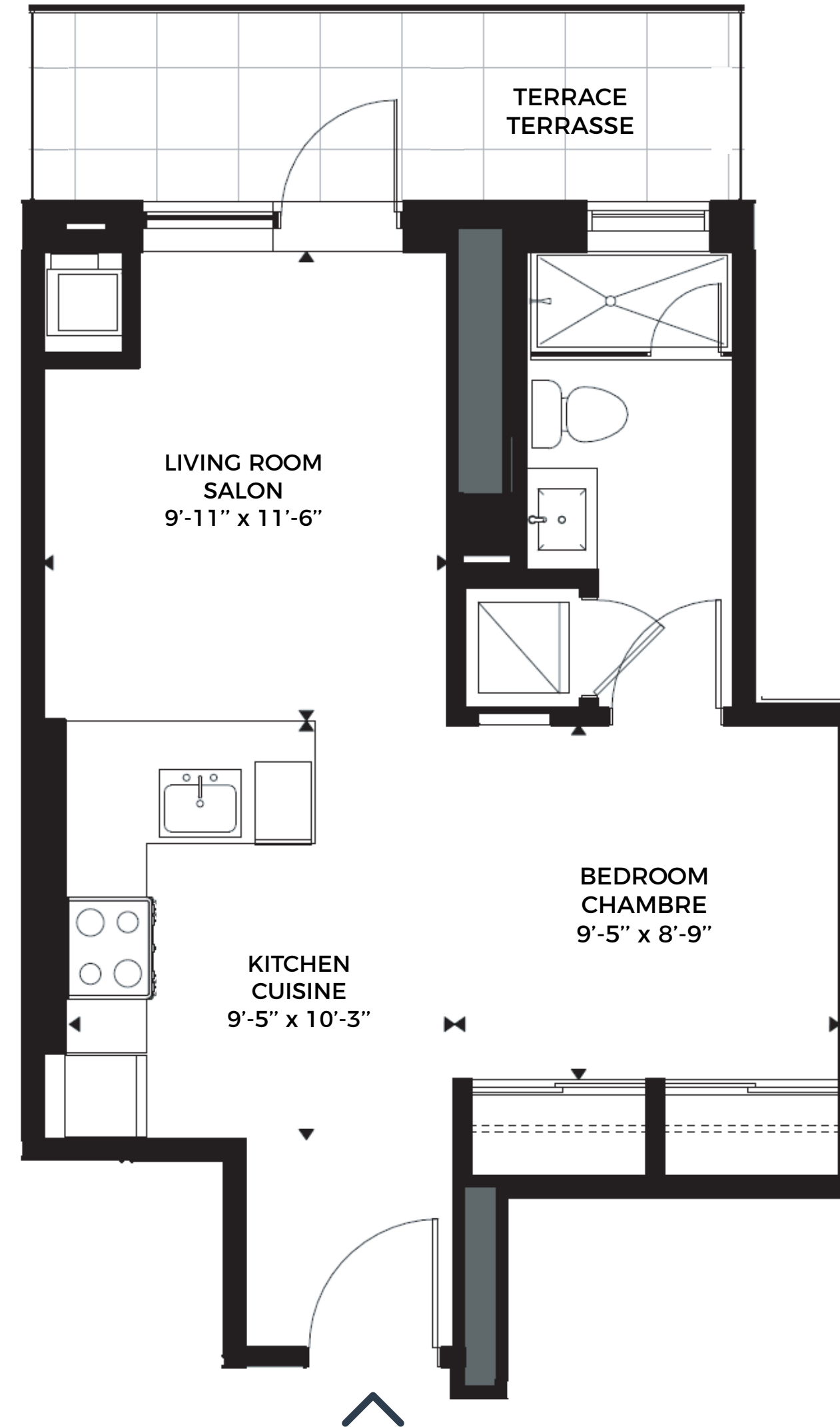
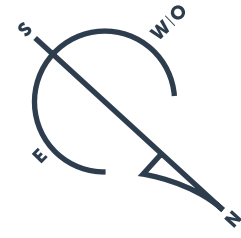
104



WOODROFFE AVE.

Measurements are approximate. Les mesures sont approximatives.

These renderings are artist's concepts only. Specifications and floorplans subject to change without notice. | Ces illustrations sont des dessins d'artiste. Les spécifications et les plans de plancher peuvent changer sans préavis.



Area | Superficie 478 sq. ft. / pi² • **Terrace | Terrasse** 82 sq. ft. / pi² • **Total** 560 sq. ft. / pi²

GROUND FLOOR
REZ-DE-CHAUSSÉE



1 Bedroom*
1 Chambre*

*The bedroom is an interior bedroom. La chambre est une chambre intérieure.



1 Bathroom
1 Salle de bain

UNIT | UNITÉ

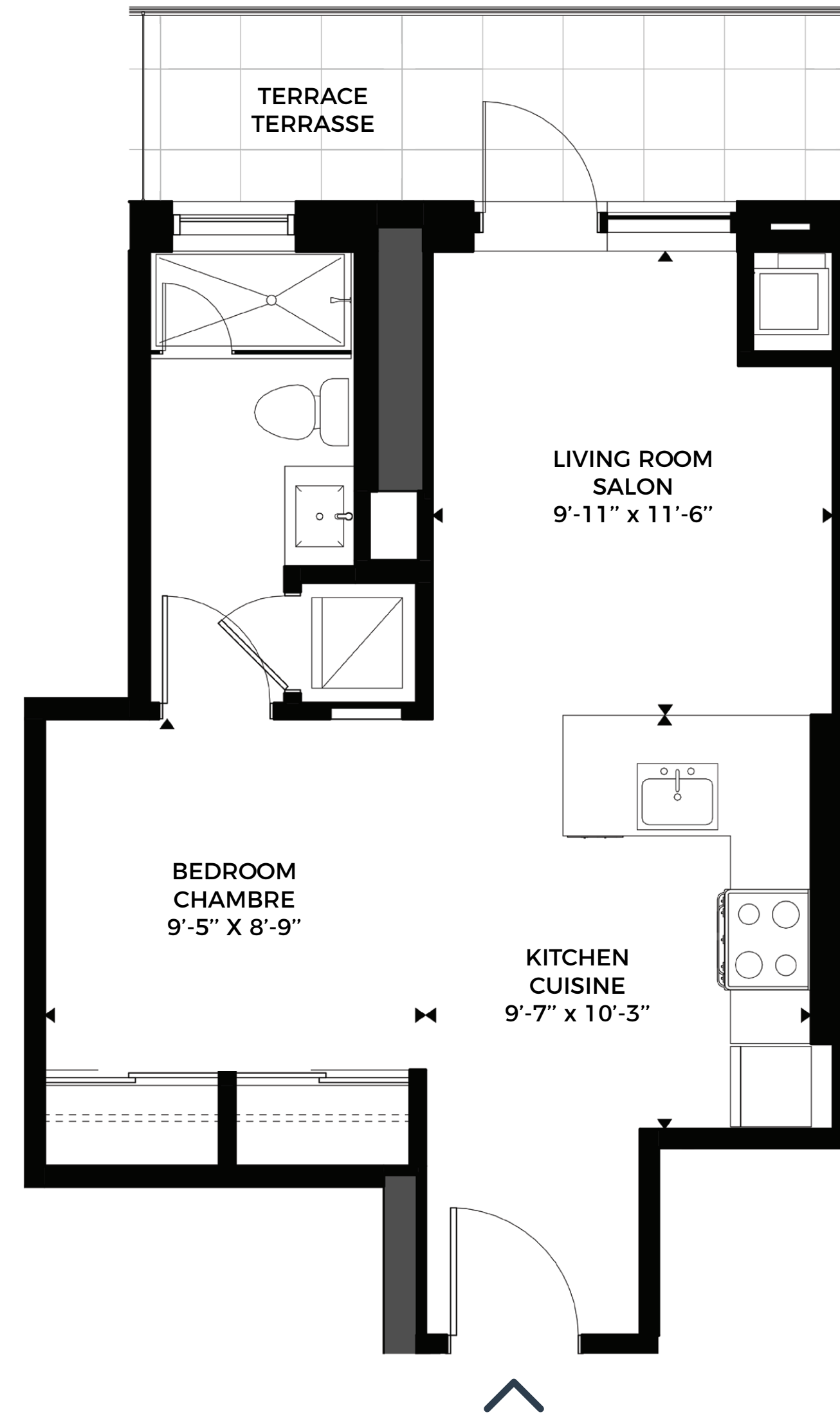
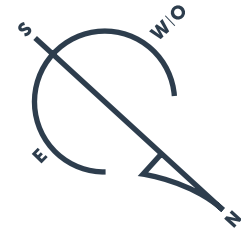
105



WOODROFFE AVE.

Measurements are approximate. Les mesures sont approximatives.

These renderings are artist's concepts only. Specifications and floorplans subject to change without notice. | Ces illustrations sont des dessins d'artiste. Les spécifications et les plans de plancher peuvent changer sans préavis.



Area | Superficie 478 sq. ft. / pi² • **Terrace | Terrasse** 82 sq. ft. / pi² • **Total** 560 sq. ft. / pi²

GROUND FLOOR
REZ-DE-CHAUSSÉE



1 Bedroom*
1 Chambre*

*The bedroom is an interior bedroom. La chambre est une chambre intérieure.



1 Bathroom
1 Salle de bain

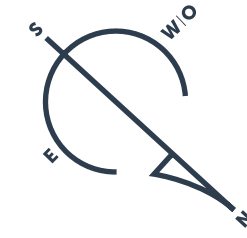
UNIT | UNITÉ

106



Measurements are approximate. Les mesures sont approximatives.

These renderings are artist's concepts only. Specifications and floorplans subject to change without notice. | Ces illustrations sont des dessins d'artiste. Les spécifications et les plans de plancher peuvent changer sans préavis.



Area | Superficie 500 sq. ft. / pi² • **Terrace | Terrasse** 63 sq. ft. / pi² • **Total** 563 sq. ft. / pi²

2nd FLOOR
2^e ÉTAGE



1 Bedroom*
1 Chambre*

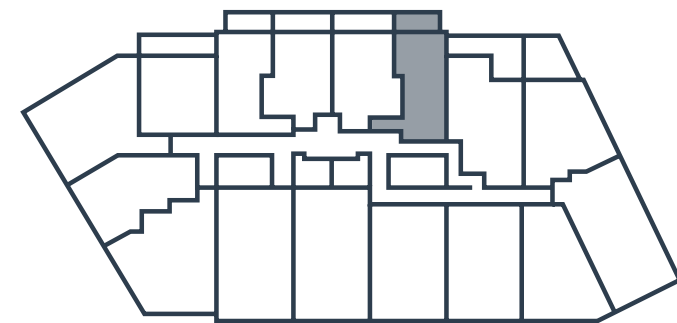
*The bedroom is an interior bedroom. La chambre est une chambre intérieure.



1 Bathroom
1 Salle de bain

UNIT | UNITÉ

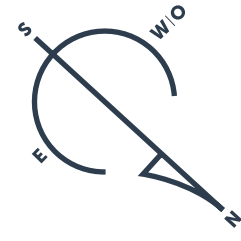
201



WOODROFFE AVE.

Measurements are approximate. Les mesures sont approximatives.

These renderings are artist's concepts only. Specifications and floorplans subject to change without notice. | Ces illustrations sont des dessins d'artiste. Les spécifications et les plans de plancher peuvent changer sans préavis.



Area | Superficie 489 sq. ft. / pi² • **Balcony | Balcon** 80 sq. ft. / pi² • **Total** 569 sq. ft. / pi²

2nd FLOOR
2^e ÉTAGE



1 Bedroom*
1 Chambre*

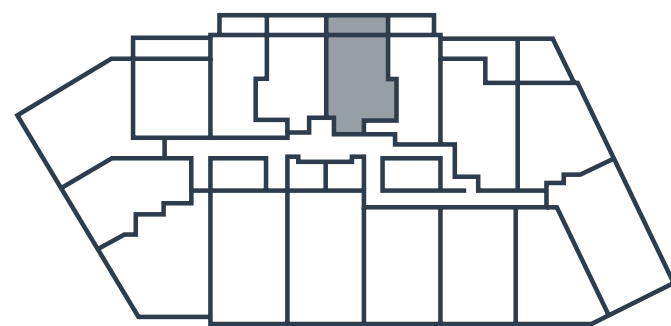
*The bedroom is an interior bedroom. La chambre est une chambre intérieure.



1 Bathroom
1 Salle de bain

UNIT | UNITÉ

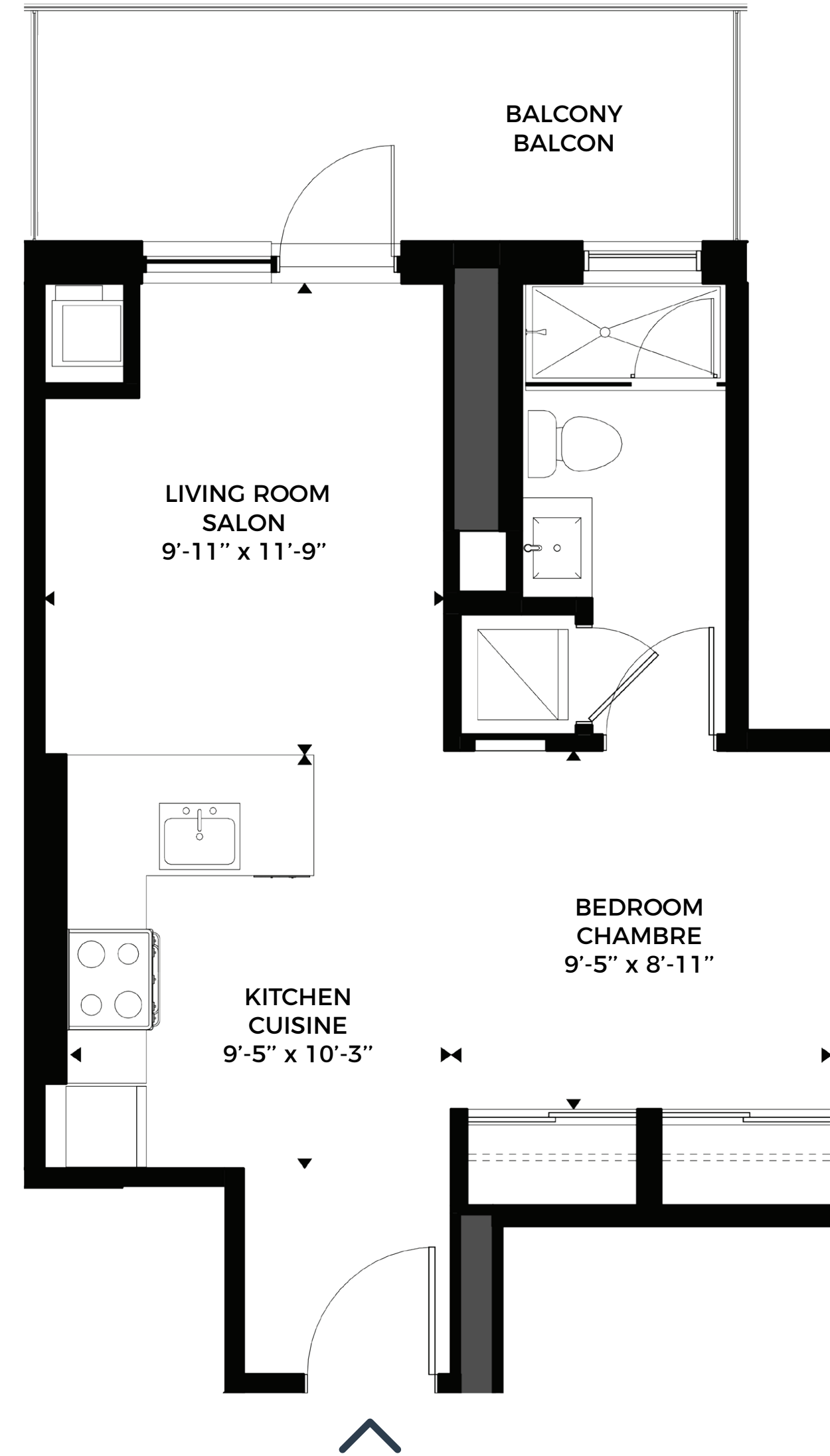
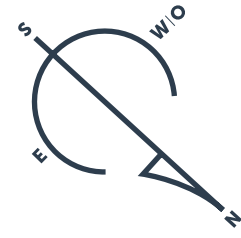
202



WOODROFFE AVE.

Measurements are approximate. Les mesures sont approximatives.

These renderings are artist's concepts only. Specifications and floorplans subject to change without notice. | Ces illustrations sont des dessins d'artiste. Les spécifications et les plans de plancher peuvent changer sans préavis.



Area | Superficie 478 sq. ft. / pi² • **Balcony | Balcon** 103 sq. ft. / pi² • **Total** 581 sq. ft. / pi²

2nd FLOOR
2^e ÉTAGE



1 Bedroom*
1 Chambre*

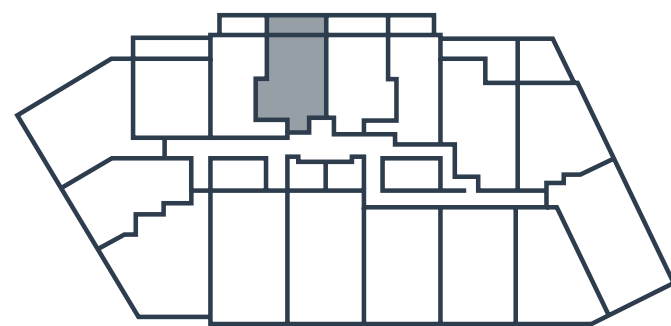
*The bedroom is an interior bedroom. La chambre est une chambre intérieure.



1 Bathroom
1 Salle de bain

UNIT | UNITÉ

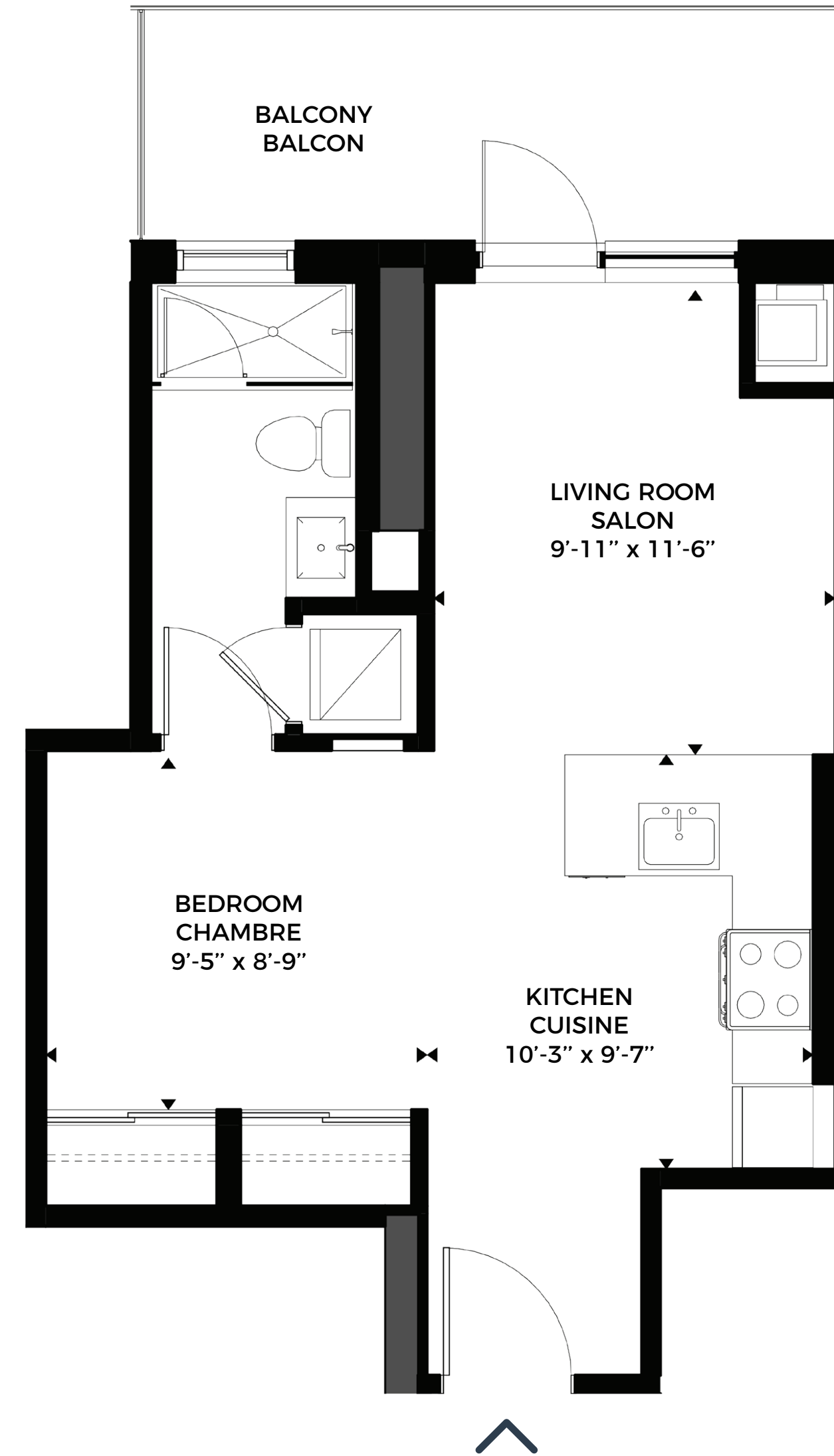
203



WOODROFFE AVE.

Measurements are approximate. Les mesures sont approximatives.

These renderings are artist's concepts only. Specifications and floorplans subject to change without notice. | Ces illustrations sont des dessins d'artiste. Les spécifications et les plans de plancher peuvent changer sans préavis.



Area | Superficie 478 sq. ft. / pi² • **Balcony | Balcon** 103 sq. ft. / pi² • **Total** 581 sq. ft. / pi²

2nd FLOOR
2^e ÉTAGE



1 Bedroom*
1 Chambre*

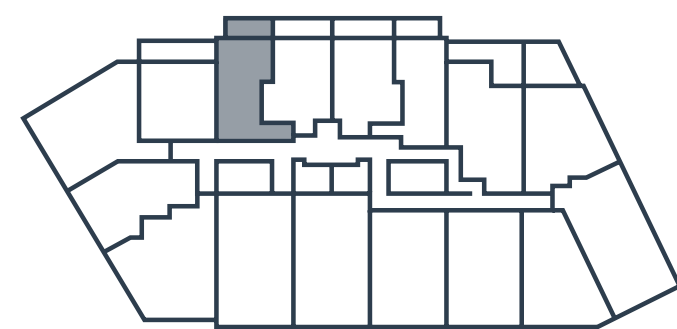
*The bedroom is an interior bedroom. La chambre est une chambre intérieure.



1 Bathroom
1 Salle de bain

UNIT | UNITÉ

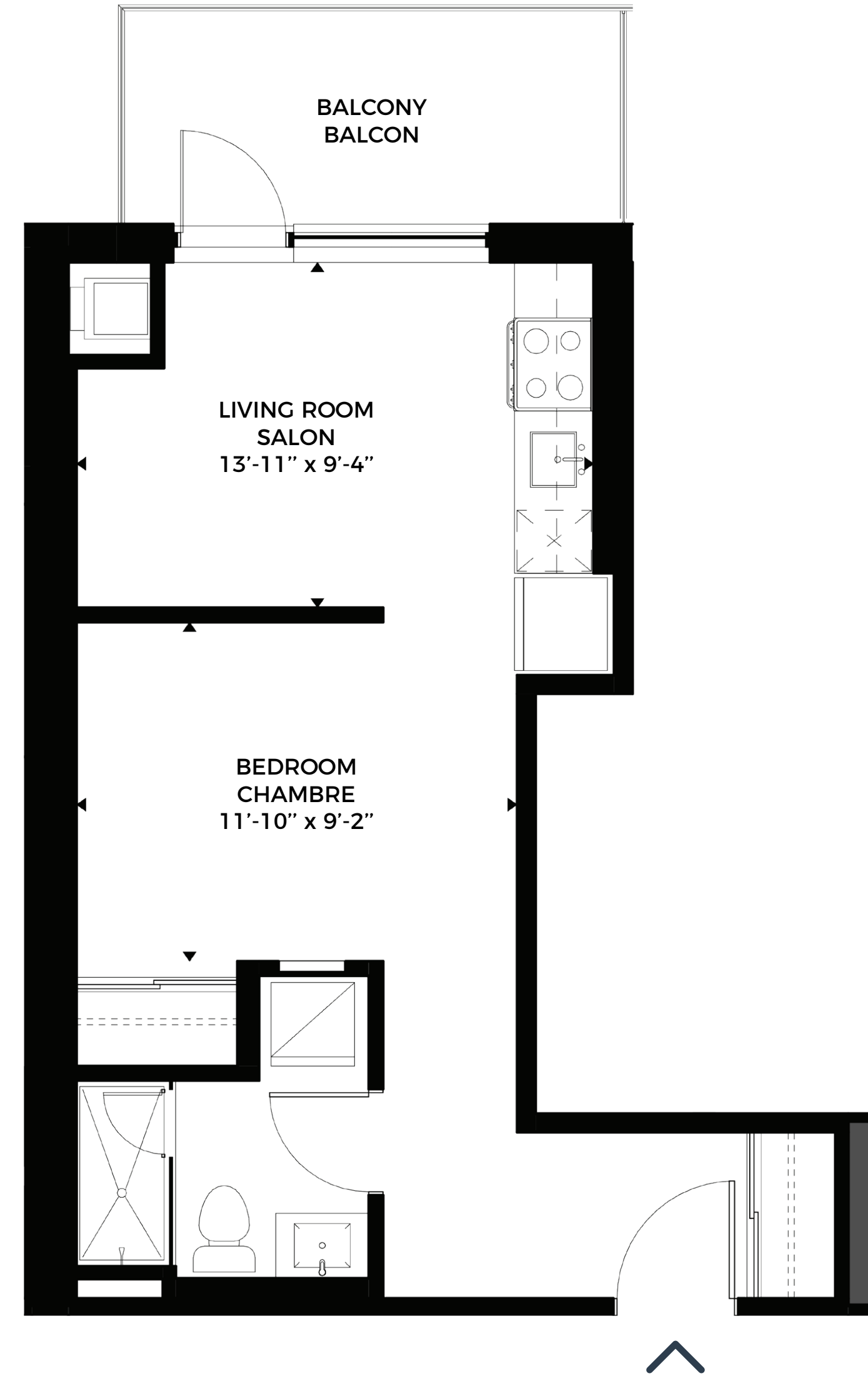
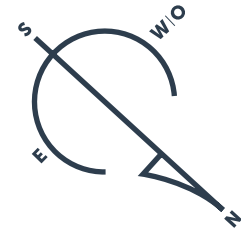
204



WOODROFFE AVE.

Measurements are approximate. Les mesures sont approximatives.

These renderings are artist's concepts only. Specifications and floorplans subject to change without notice. | Ces illustrations sont des dessins d'artiste. Les spécifications et les plans de plancher peuvent changer sans préavis.



Area | Superficie 463 sq. ft. / pi² • **Balcony | Balcon** 82 sq. ft. / pi² • **Total** 545 sq. ft. / pi²

2nd FLOOR
2^e ÉTAGE



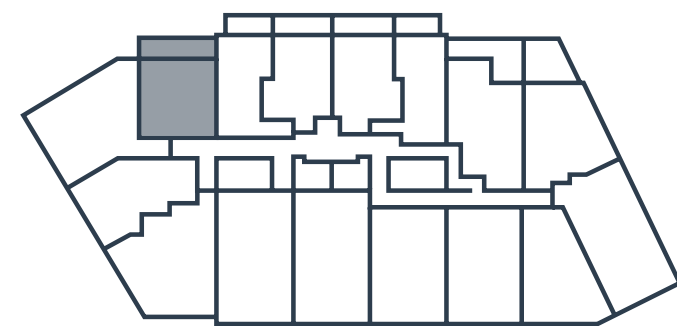
1 Bedroom
1 Chambre



1 Bathroom
1 Salle de bain

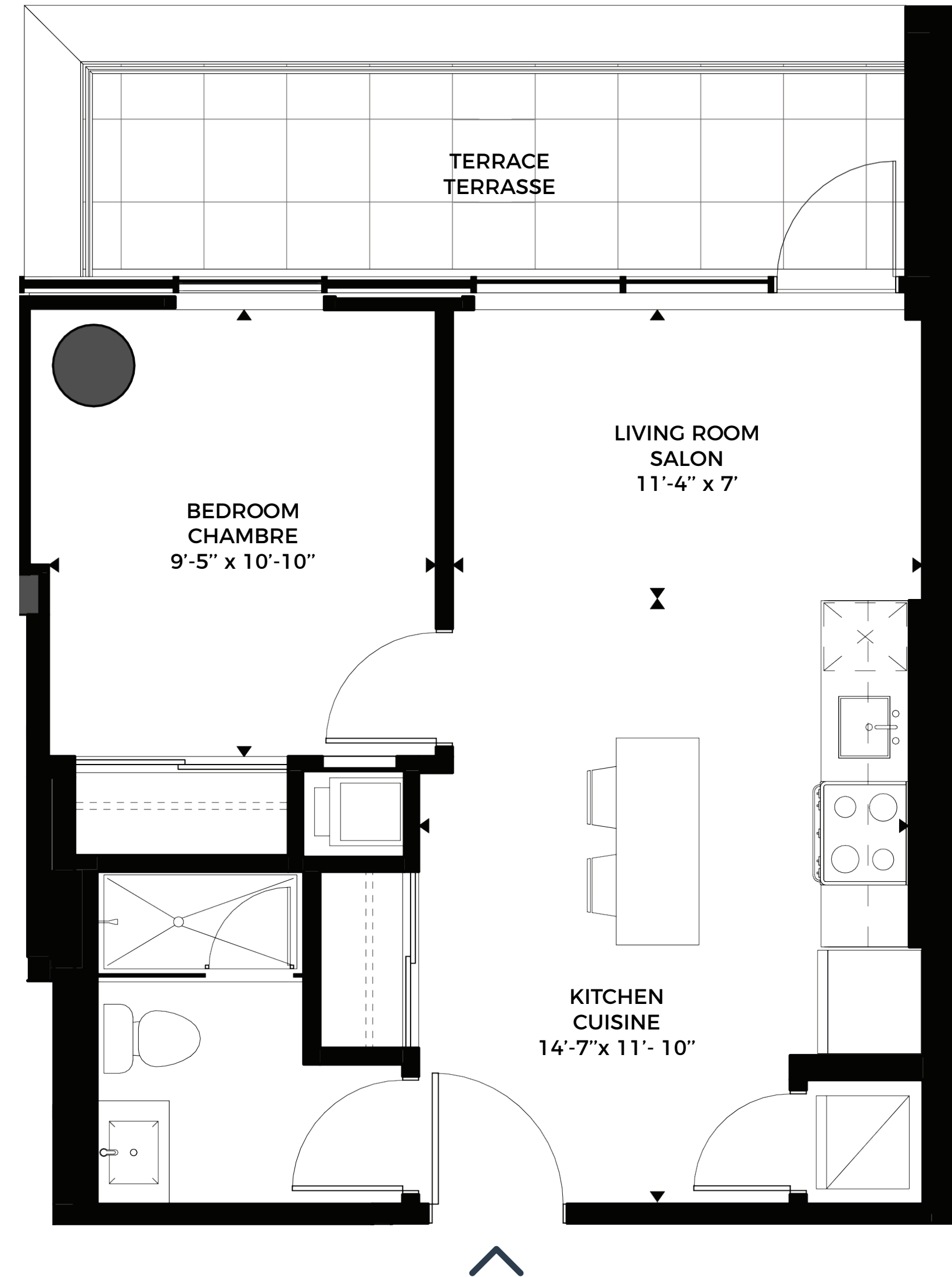
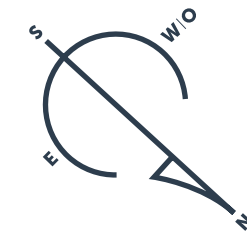
UNIT | UNITÉ

205



WOODROFFE AVE.

Measurements are approximate. Les mesures sont approximatives.
These renderings are artist's concepts only. Specifications and floorplans subject to change without notice. | Ces illustrations sont des dessins d'artiste. Les spécifications et les plans de plancher peuvent changer sans préavis.



Area | Superficie 500 sq. ft. / pi² • **Terrace | Terrasse** 103 sq. ft. / pi² • **Total** 603 sq. ft. / pi²

2nd FLOOR
2^e ÉTAGE



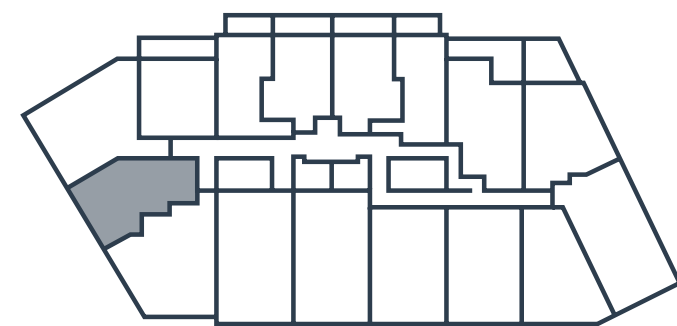
1 Bedroom
1 Chambre



1 Bathroom
1 Salle de bain

UNIT | UNITÉ

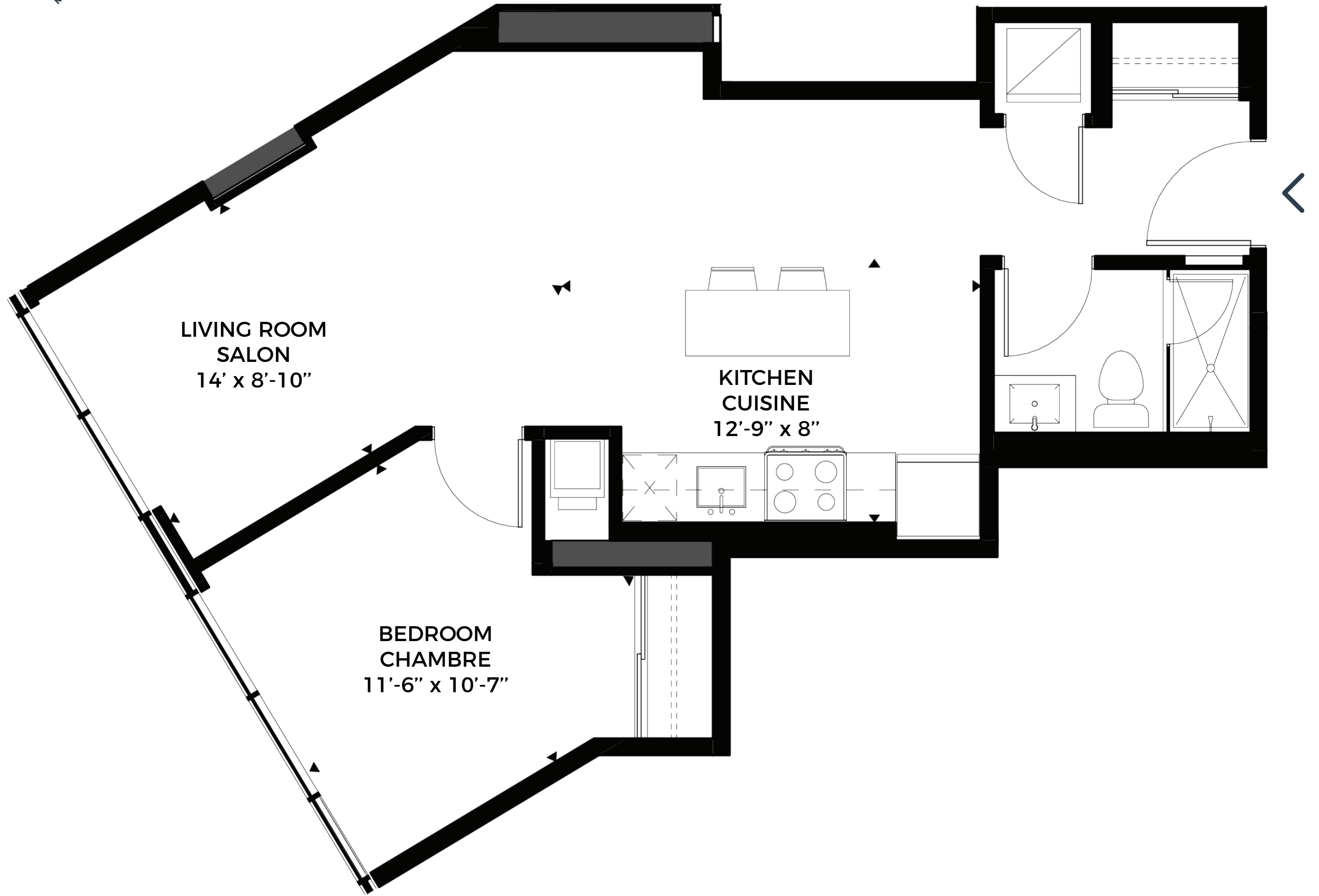
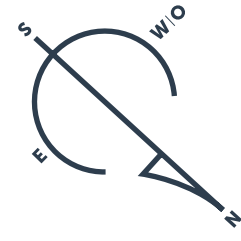
207



WOODROFFE AVE.

Measurements are approximate. Les mesures sont approximatives.

These renderings are artist's concepts only. Specifications and floorplans subject to change without notice. | Ces illustrations sont des dessins d'artiste. Les spécifications et les plans de plancher peuvent changer sans préavis.



Total area | Superficie totale 612 sq. ft. / pi²

2nd FLOOR
2^e ÉTAGE



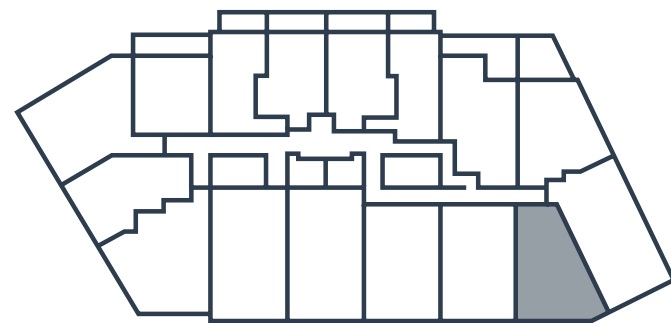
1 Bedroom
1 Chambre



1 Bathroom
1 Salle de bain

UNIT | UNITÉ

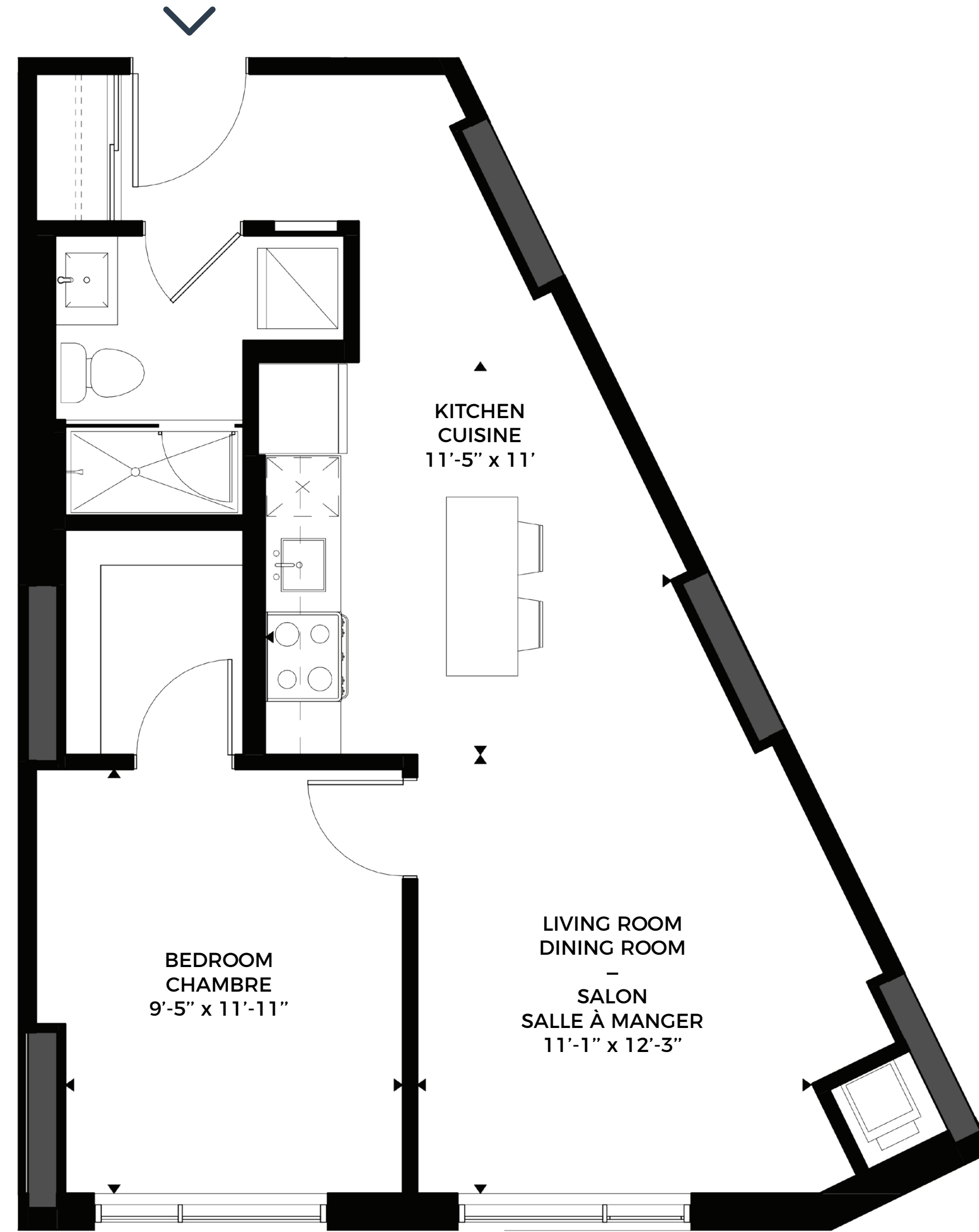
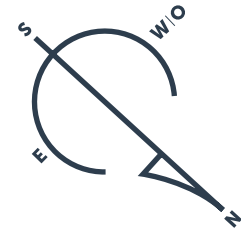
213



WOODROFFE AVE.

Measurements are approximate. Les mesures sont approximatives.

These renderings are artist's concepts only. Specifications and floorplans subject to change without notice. | Ces illustrations sont des dessins d'artiste. Les spécifications et les plans de plancher peuvent changer sans préavis.



Total area | Superficie totale 642 sq. ft. / pi²

2nd FLOOR
2^e ÉTAGE



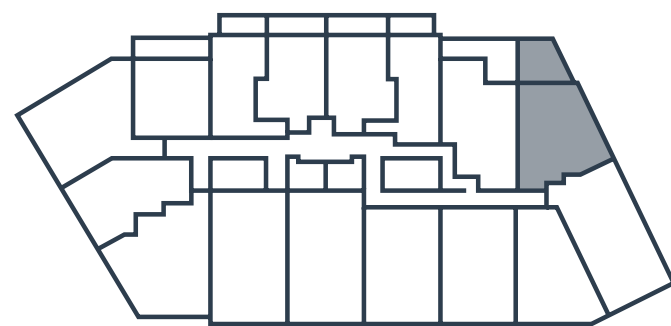
1 Bedroom
1 Chambre



1 Bathroom
1 Salle de bain

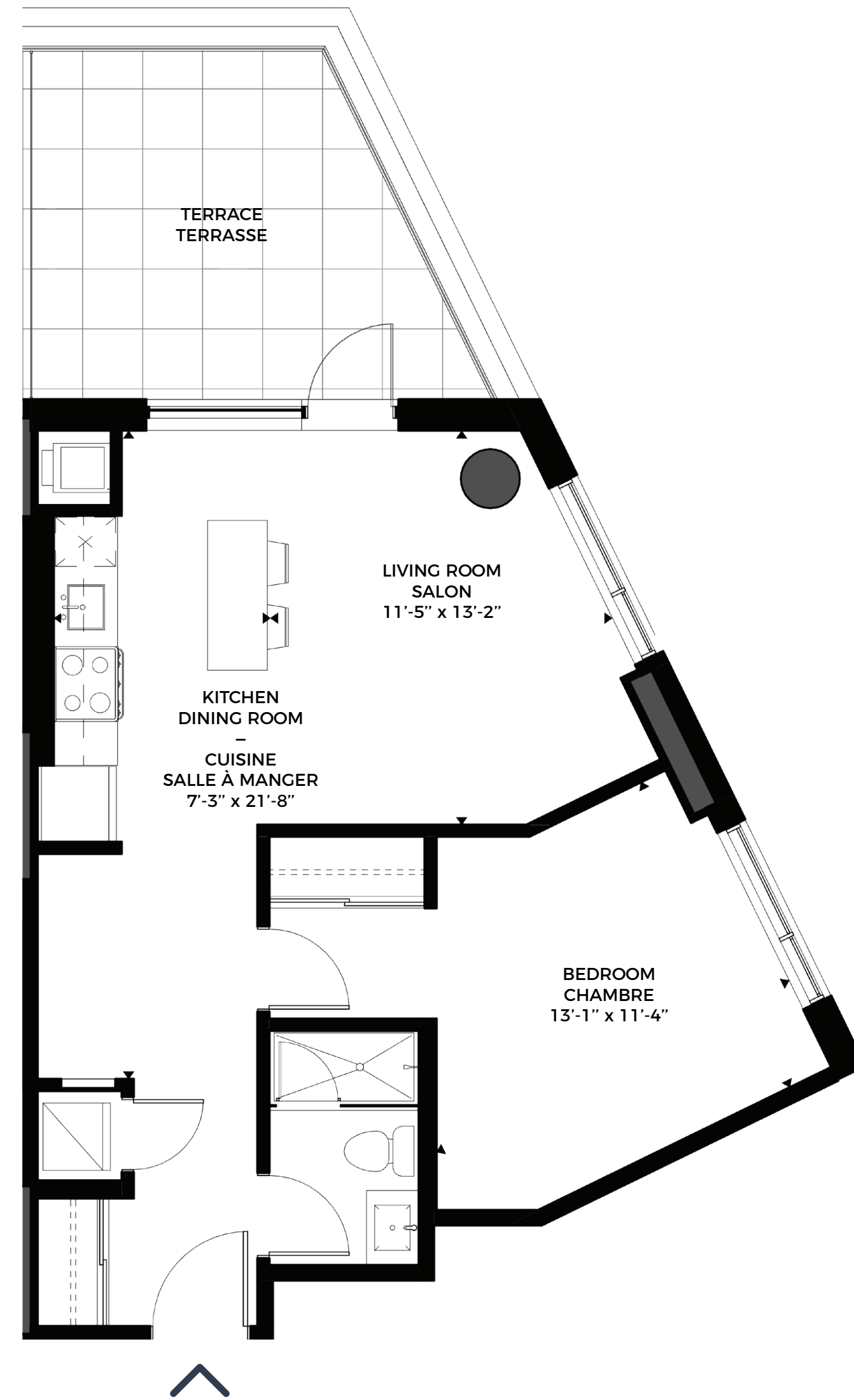
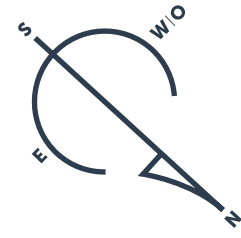
UNIT | UNITÉ

215



WOODROFFE AVE.

Measurements are approximate. Les mesures sont approximatives.
These renderings are artist's concepts only. Specifications and floorplans subject to change without notice. | Ces illustrations sont des dessins d'artiste. Les spécifications et les plans de plancher peuvent changer sans préavis.



Area | Superficie 653 sq. ft. / pi² • **Terrace | Terrasse** 147 sq. ft. / pi² • **Total** 800 sq. ft. / pi²

2nd FLOOR
2^e ÉTAGE



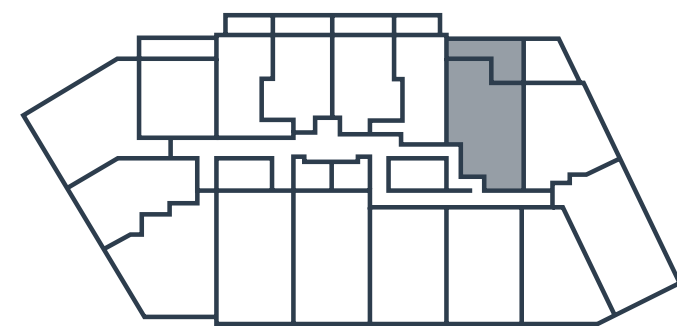
1 Bedroom
1 Chambre



1 Bathroom
1 Salle de bain

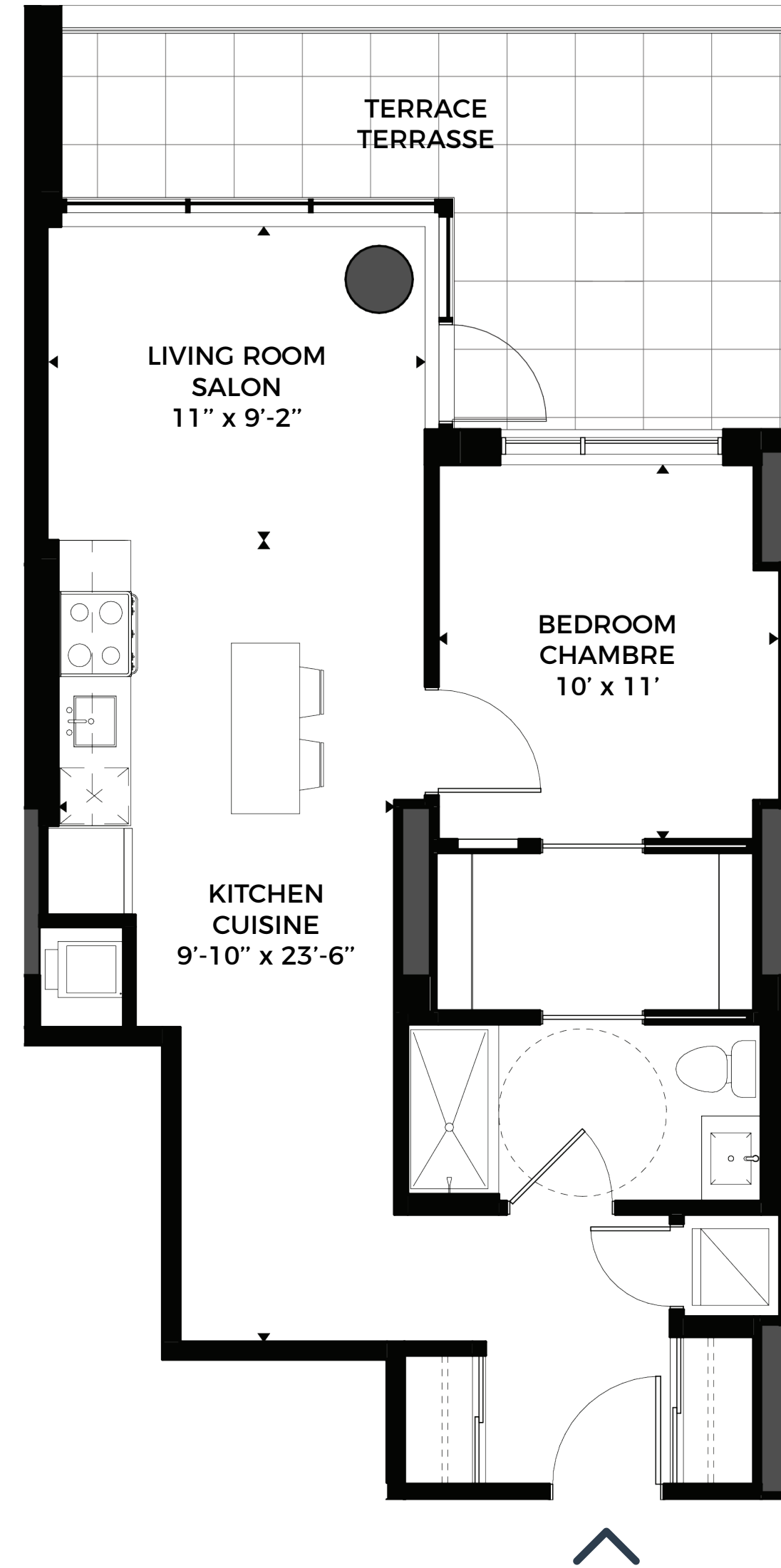
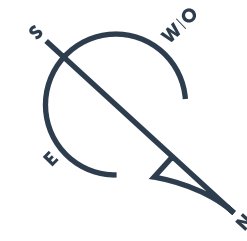
UNIT | UNITÉ

216



WOODROFFE AVE.

Measurements are approximate. Les mesures sont approximatives.
These renderings are artist's concepts only. Specifications and floorplans subject to change without notice. | Ces illustrations sont des dessins d'artiste. Les spécifications et les plans de plancher peuvent changer sans préavis.



Area | Superficie 705 sq. ft. / pi² • **Terrace | Terrasse** 173 sq. ft. / pi² • **Total** 878 sq. ft. / pi²

3rd AND 4th FLOOR
3^e ET 4^e ÉTAGE



1 Bedroom*
1 Chambre*

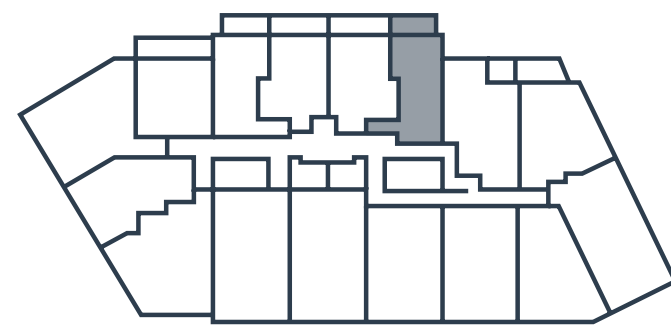
*The bedroom is an interior bedroom. La chambre est une chambre intérieure.



1 Bathroom
1 Salle de bain

UNITS | UNITÉS

301, 401



WOODROFFE AVE.

Measurements are approximate. Les mesures sont approximatives.

These renderings are artist's concepts only. Specifications and floorplans subject to change without notice. | Ces illustrations sont des dessins d'artiste. Les spécifications et les plans de plancher peuvent changer sans préavis.



Area | Superficie 489 sq. ft. / pi² • **Balcony | Balcon** 80 sq. ft. / pi² • **Total** 569 sq. ft. / pi²

3rd AND 4th FLOOR
3^e ET 4^e ÉTAGE



1 Bedroom*
1 Chambre*

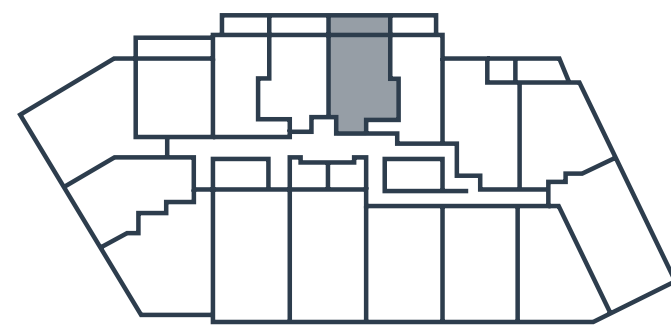
*The bedroom is an interior bedroom. La chambre est une chambre intérieure.



1 Bathroom
1 Salle de bain

UNITS | UNITÉS

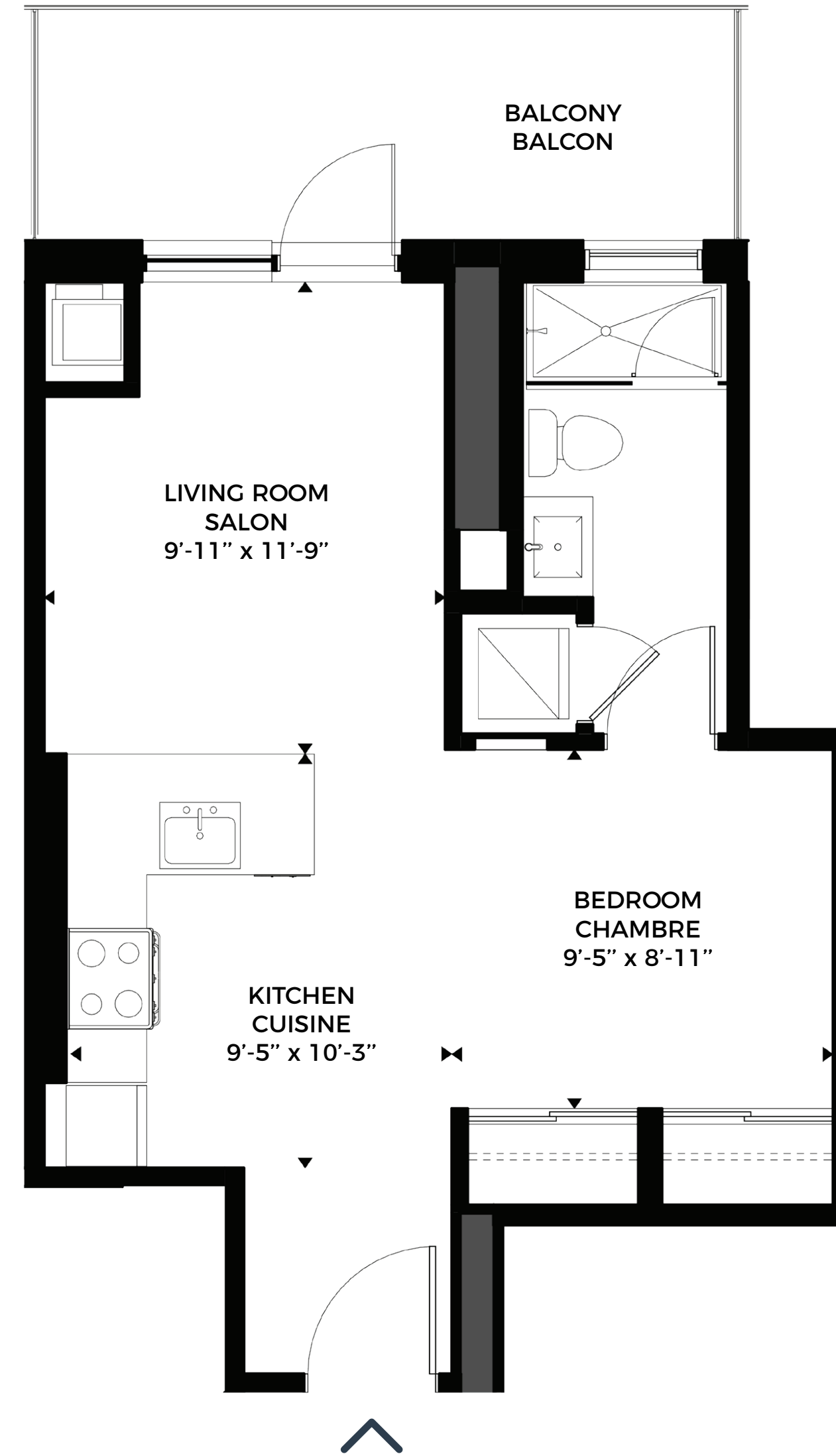
302, 402



WOODROFFE AVE.

Measurements are approximate. Les mesures sont approximatives.

These renderings are artist's concepts only. Specifications and floorplans subject to change without notice. | Ces illustrations sont des dessins d'artiste. Les spécifications et les plans de plancher peuvent changer sans préavis.



Area | Superficie 478 sq. ft. / pi² • **Balcony | Balcon** 103 sq. ft. / pi² • **Total** 581 sq. ft. / pi²

3rd AND 4th FLOOR
3^e ET 4^e ÉTAGE



1 Bedroom*
1 Chambre*

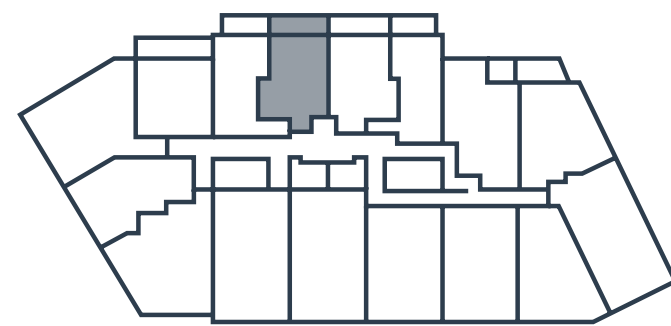
*The bedroom is an interior bedroom. La chambre est une chambre intérieure.



1 Bathroom
1 Salle de bain

UNITS | UNITÉS

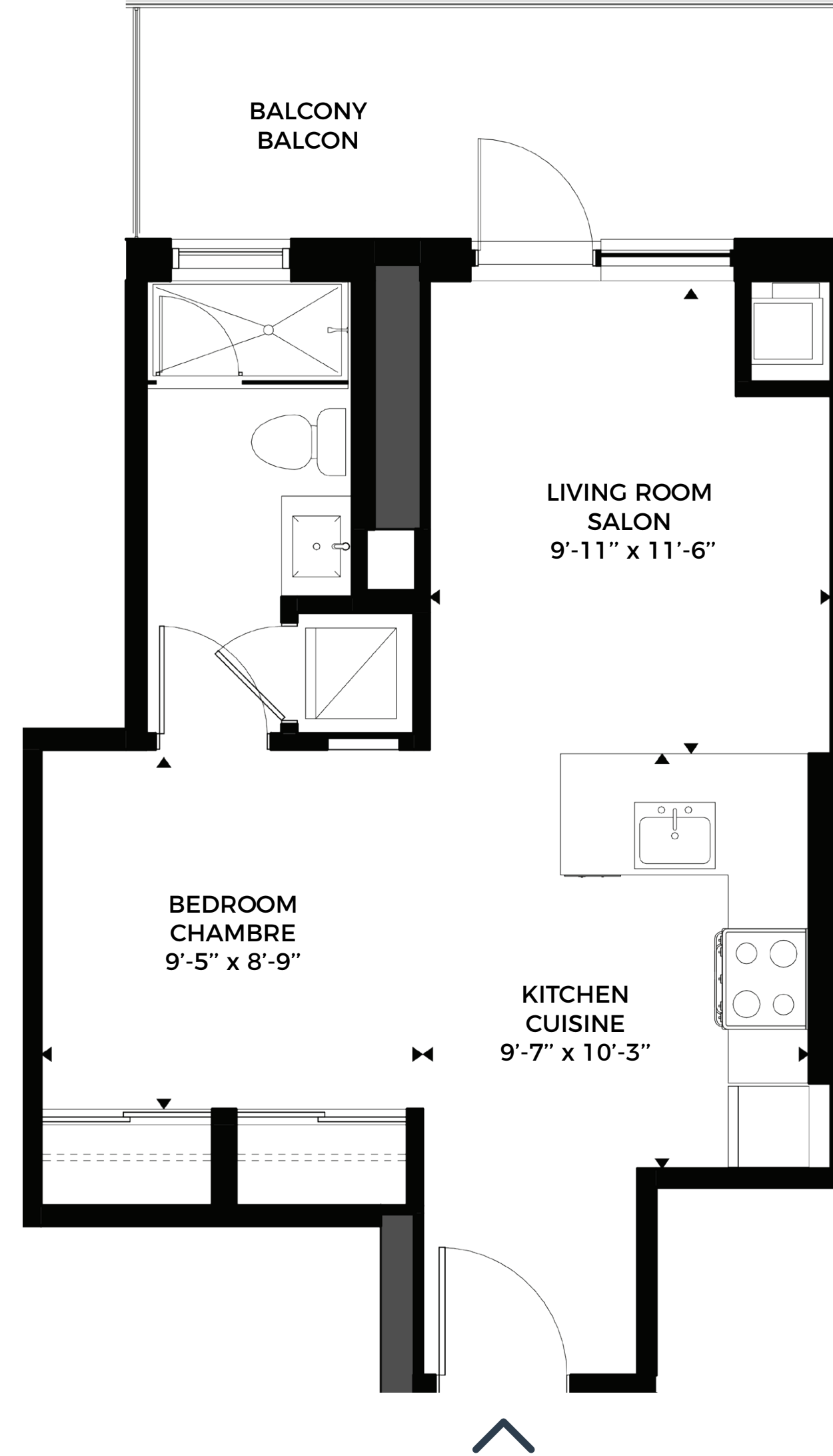
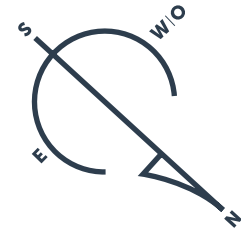
303, 403



WOODROFFE AVE.

Measurements are approximate. Les mesures sont approximatives.

These renderings are artist's concepts only. Specifications and floorplans subject to change without notice. | Ces illustrations sont des dessins d'artiste. Les spécifications et les plans de plancher peuvent changer sans préavis.



Area | Superficie 478 sq. ft. / pi² • **Balcony | Balcon** 103 sq. ft. / pi² • **Total** 581 sq. ft. / pi²

3rd AND 4th FLOOR
3^e ET 4^e ÉTAGE



1 Bedroom*
1 Chambre*

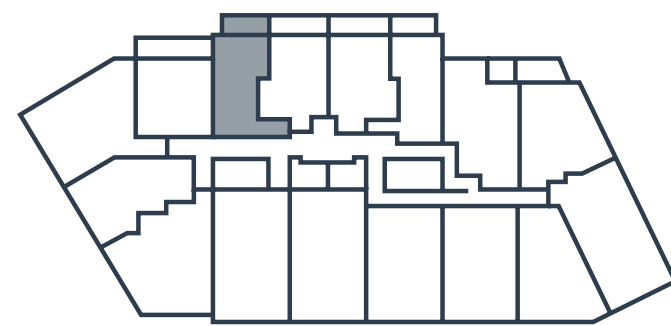
*The bedroom is an interior bedroom. La chambre est une chambre intérieure.



1 Bathroom
1 Salle de bain

UNITS | UNITÉS

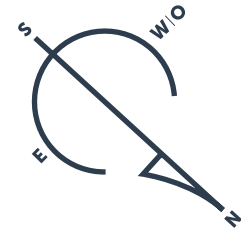
304, 404



WOODROFFE AVE.

Measurements are approximate. Les mesures sont approximatives.

These renderings are artist's concepts only. Specifications and floorplans subject to change without notice. | Ces illustrations sont des dessins d'artiste. Les spécifications et les plans de plancher peuvent changer sans préavis.



Area | Superficie 465 sq. ft. / pi² • **Balcony | Balcon** 91 sq. ft. / pi² • **Total** 556 sq. ft. / pi²

3rd AND 4th FLOOR
3^e ET 4^e ÉTAGE



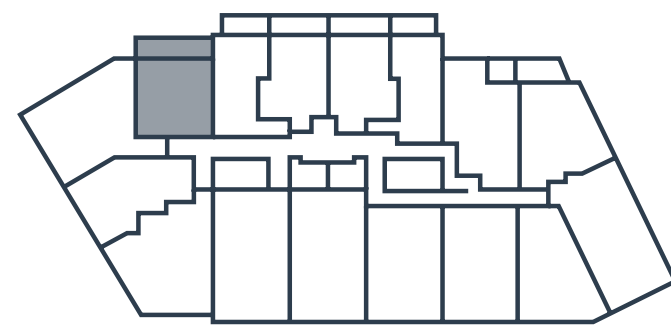
1 Bedroom
1 Chambre



1 Bathroom
1 Salle de bain

UNITS | UNITÉS

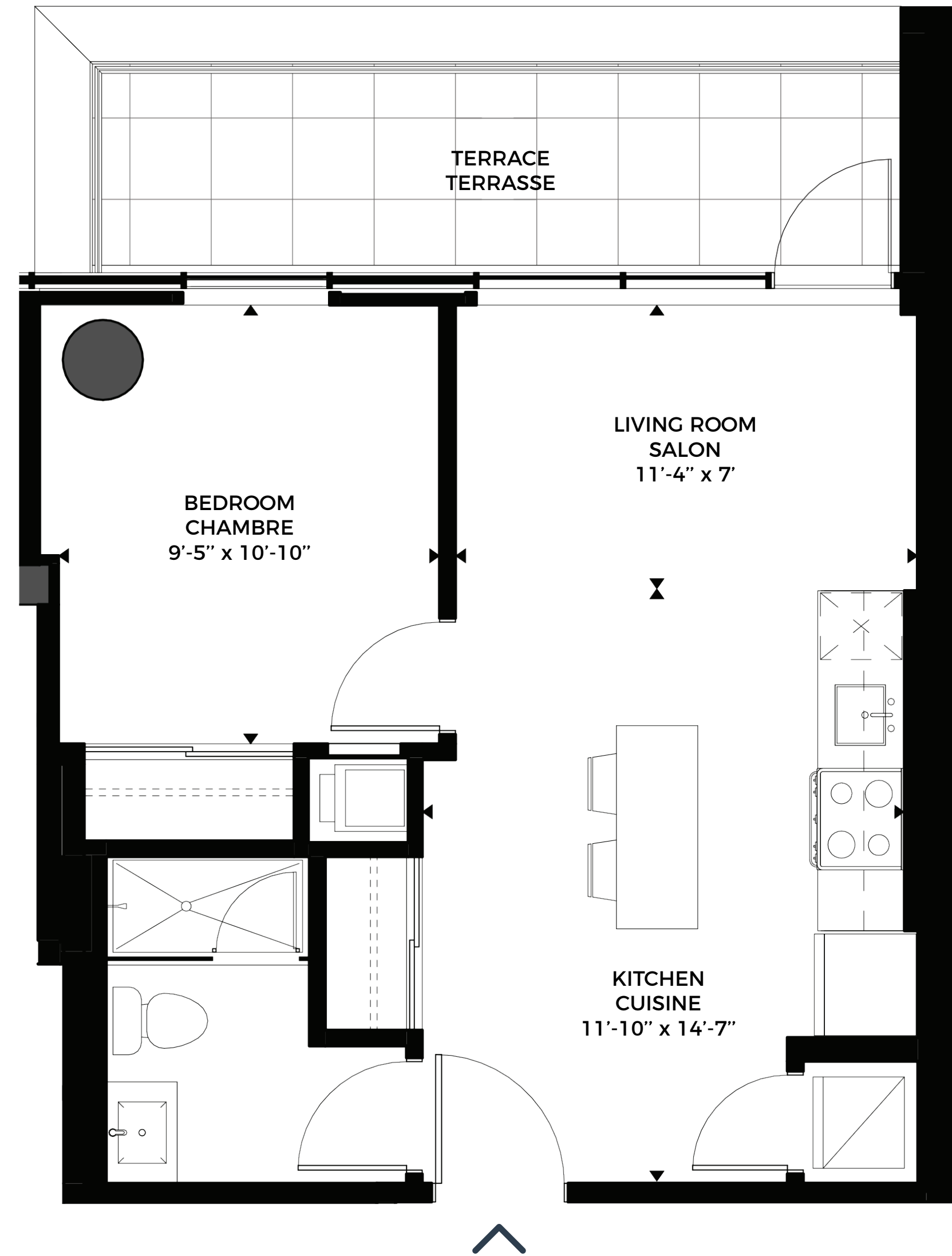
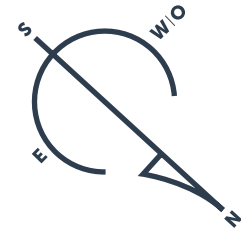
305, 405



WOODROFFE AVE.

Measurements are approximate. Les mesures sont approximatives.

These renderings are artist's concepts only. Specifications and floorplans subject to change without notice. | Ces illustrations sont des dessins d'artiste. Les spécifications et les plans de plancher peuvent changer sans préavis.



Area | Superficie 500 sq. ft. / pi² • **Terrace | Terrasse** 103 sq. ft. / pi² • **Total** 603 sq. ft. / pi²

3rd AND 4th FLOOR
3^e ET 4^e ÉTAGE



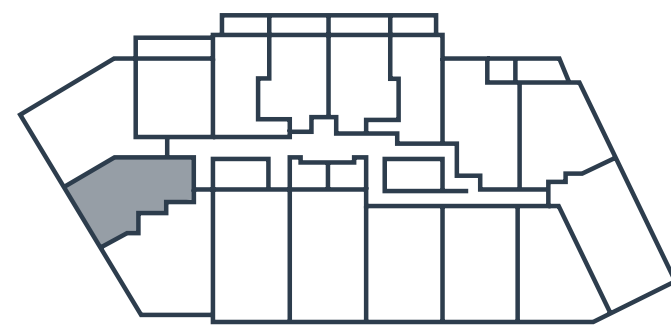
1 Bedroom
1 Chambre



1 Bathroom
1 Salle de bain

UNITS | UNITÉS

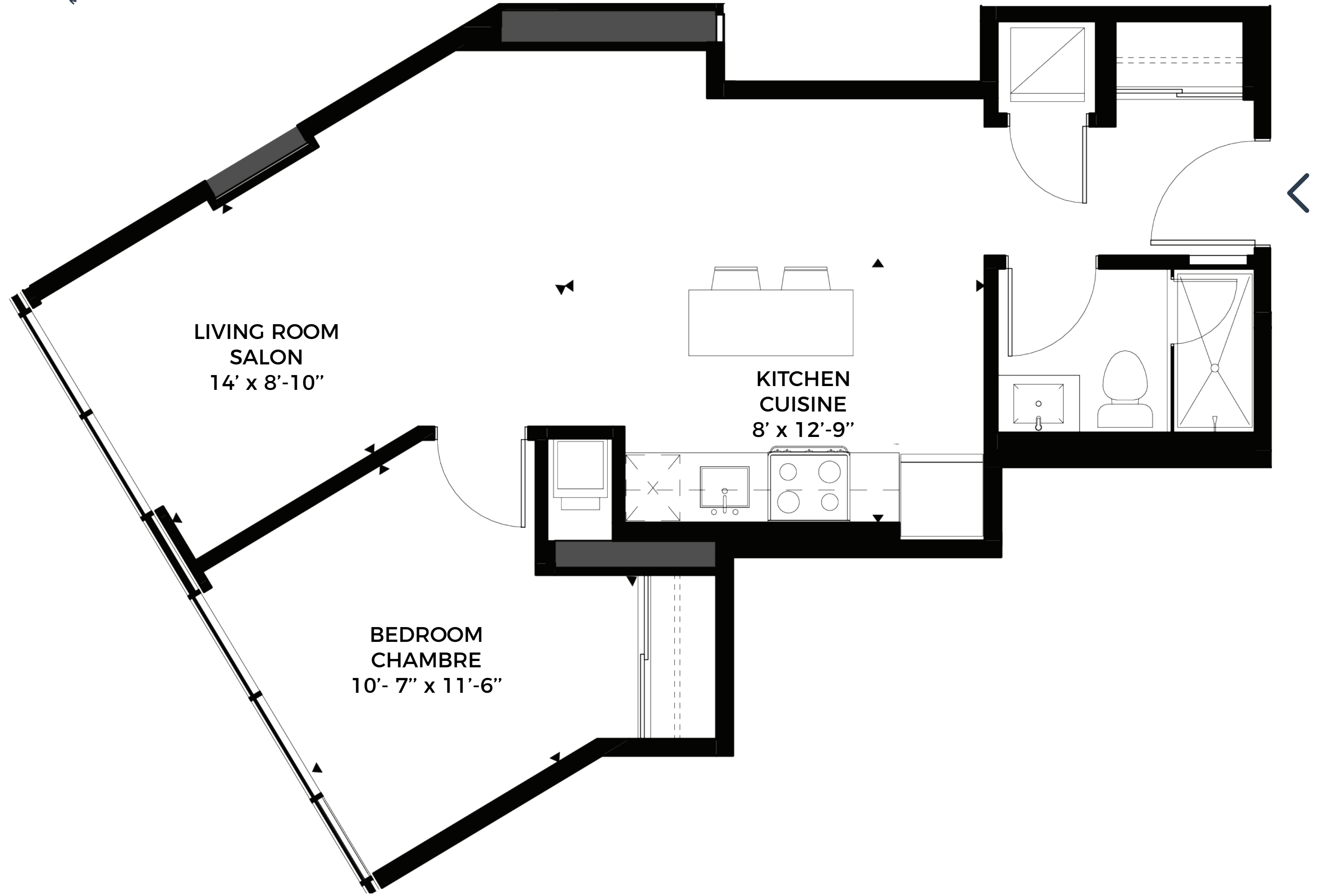
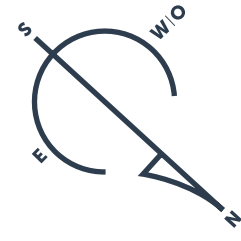
307, 407



WOODROFFE AVE.

Measurements are approximate. Les mesures sont approximatives.

These renderings are artist's concepts only. Specifications and floorplans subject to change without notice. | Ces illustrations sont des dessins d'artiste. Les spécifications et les plans de plancher peuvent changer sans préavis.



Total area | Superficie totale 612 sq. ft. / pi²

3rd AND 4th FLOOR
3^e ET 4^e ÉTAGE



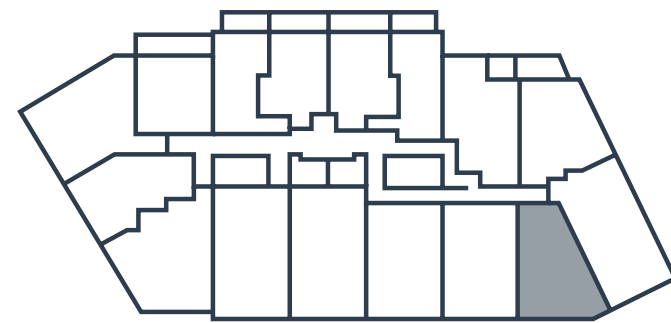
1 Bedroom
1 Chambre



1 Bathroom
1 Salle de bain

UNITS | UNITÉS

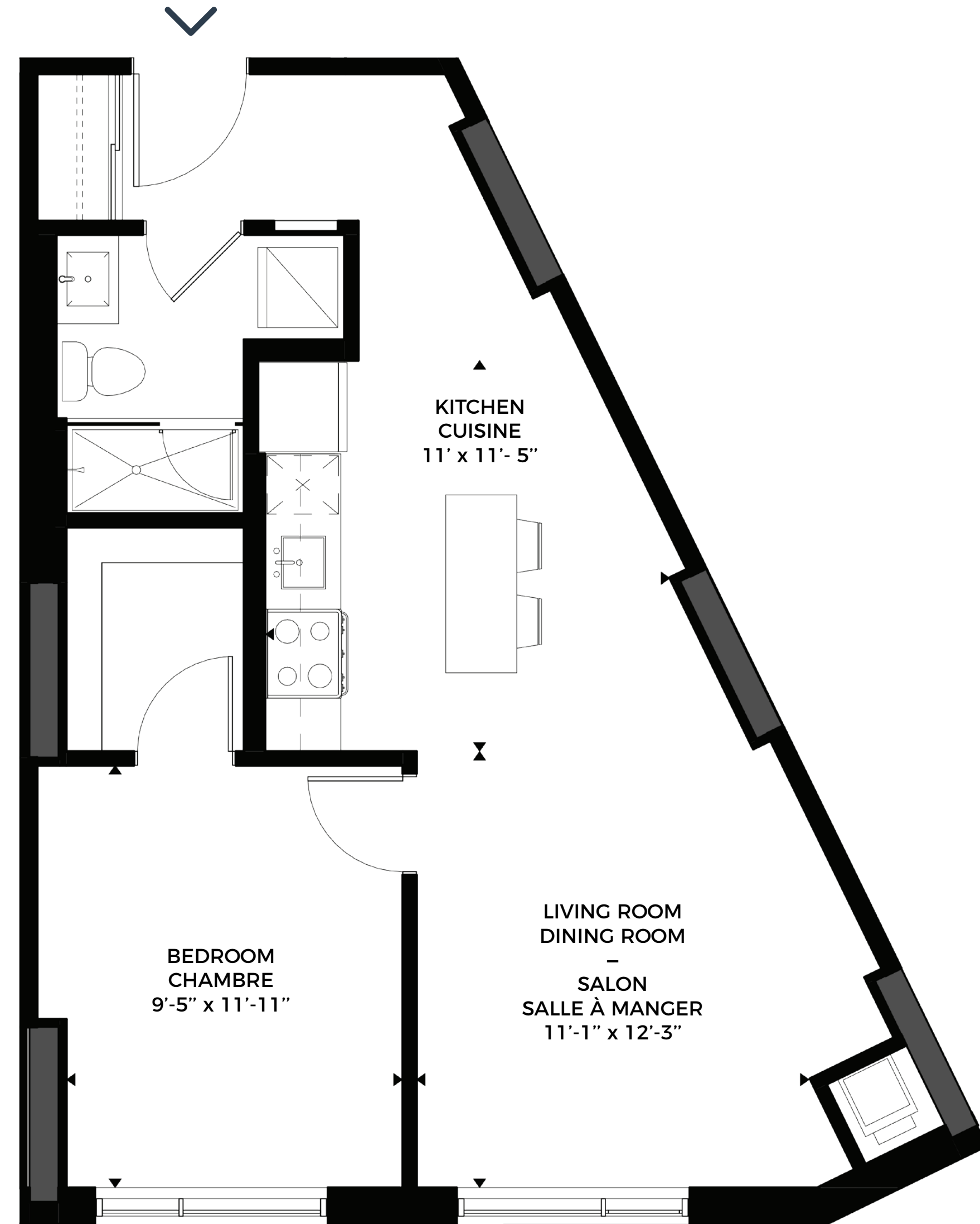
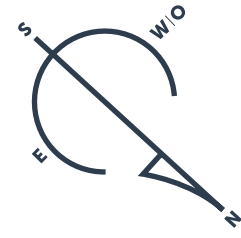
313, 413



WOODROFFE AVE.

Measurements are approximate. Les mesures sont approximatives.

These renderings are artist's concepts only. Specifications and floorplans subject to change without notice. | Ces illustrations sont des dessins d'artiste. Les spécifications et les plans de plancher peuvent changer sans préavis.



Total area | Superficie totale 642 sq. ft. / pi²

3rd AND 4th FLOOR
3^e ET 4^e ÉTAGE



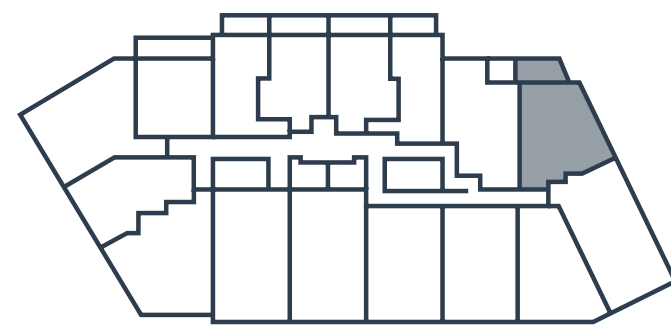
1 Bedroom
1 Chambre



1 Bathroom
1 Salle de bain

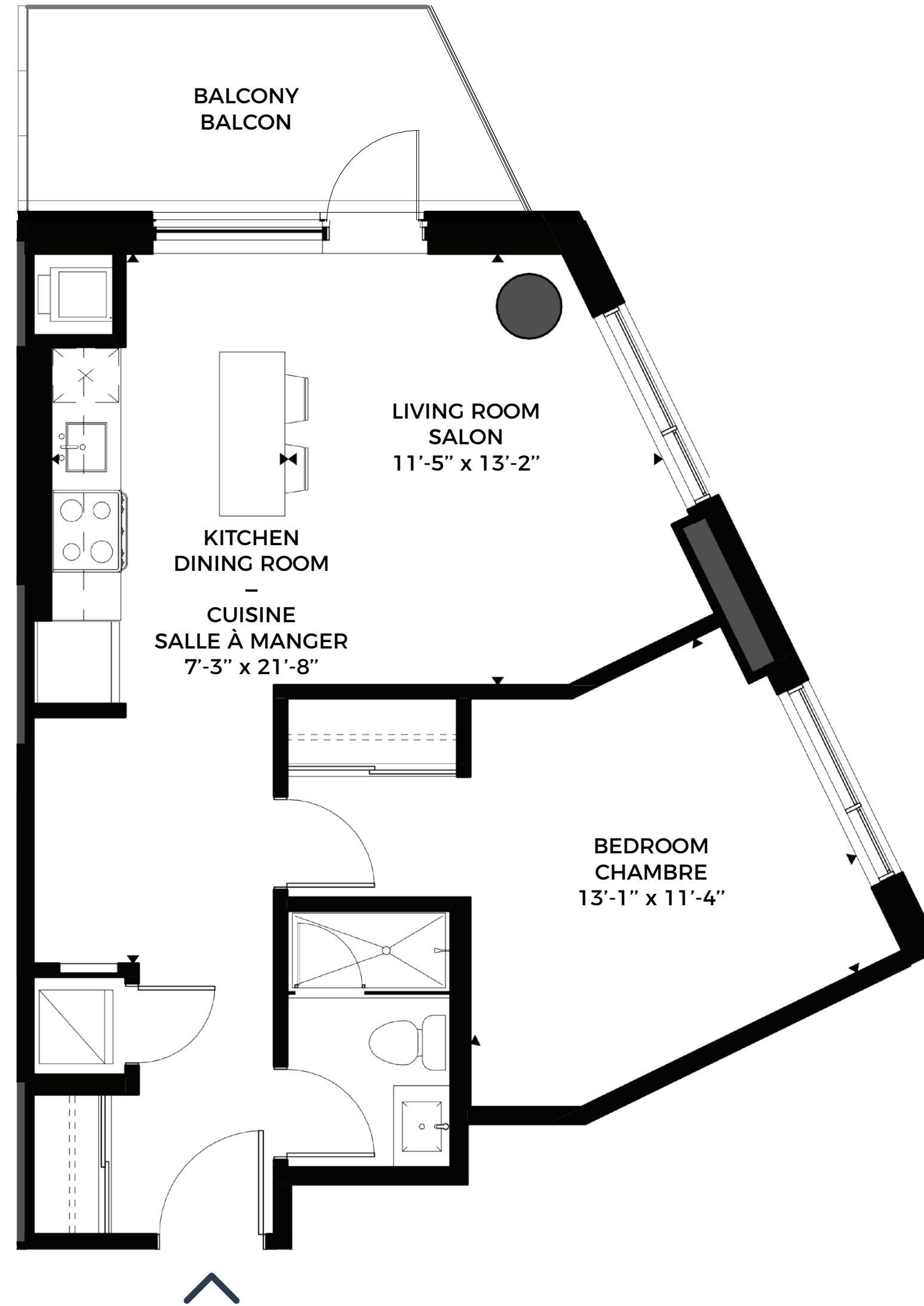
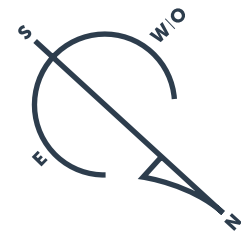
UNITS | UNITÉS

315, 415



WOODROFFE AVE.

Measurements are approximate. Les mesures sont approximatives.
These renderings are artist's concepts only. Specifications and floorplans subject to change without notice. | Ces illustrations sont des dessins d'artiste. Les spécifications et les plans de plancher peuvent changer sans préavis.



Area | Superficie 653 sq. ft. / pi² • **Balcony | Balcon** 96 sq. ft. / pi² • **Total** 749 sq. ft. / pi²

3rd AND 4th FLOOR
3^e ET 4^e ÉTAGE



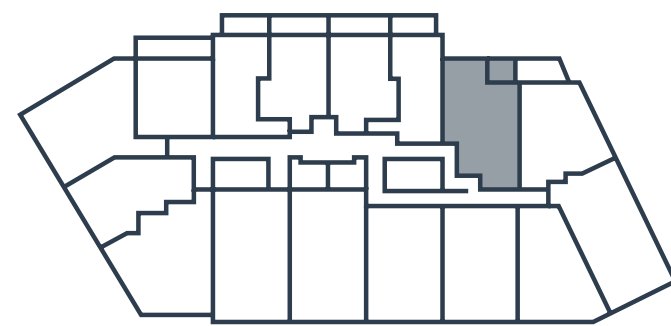
1 Bedroom
1 Chambre



1 Bathroom
1 Salle de bain

UNITS | UNITÉS

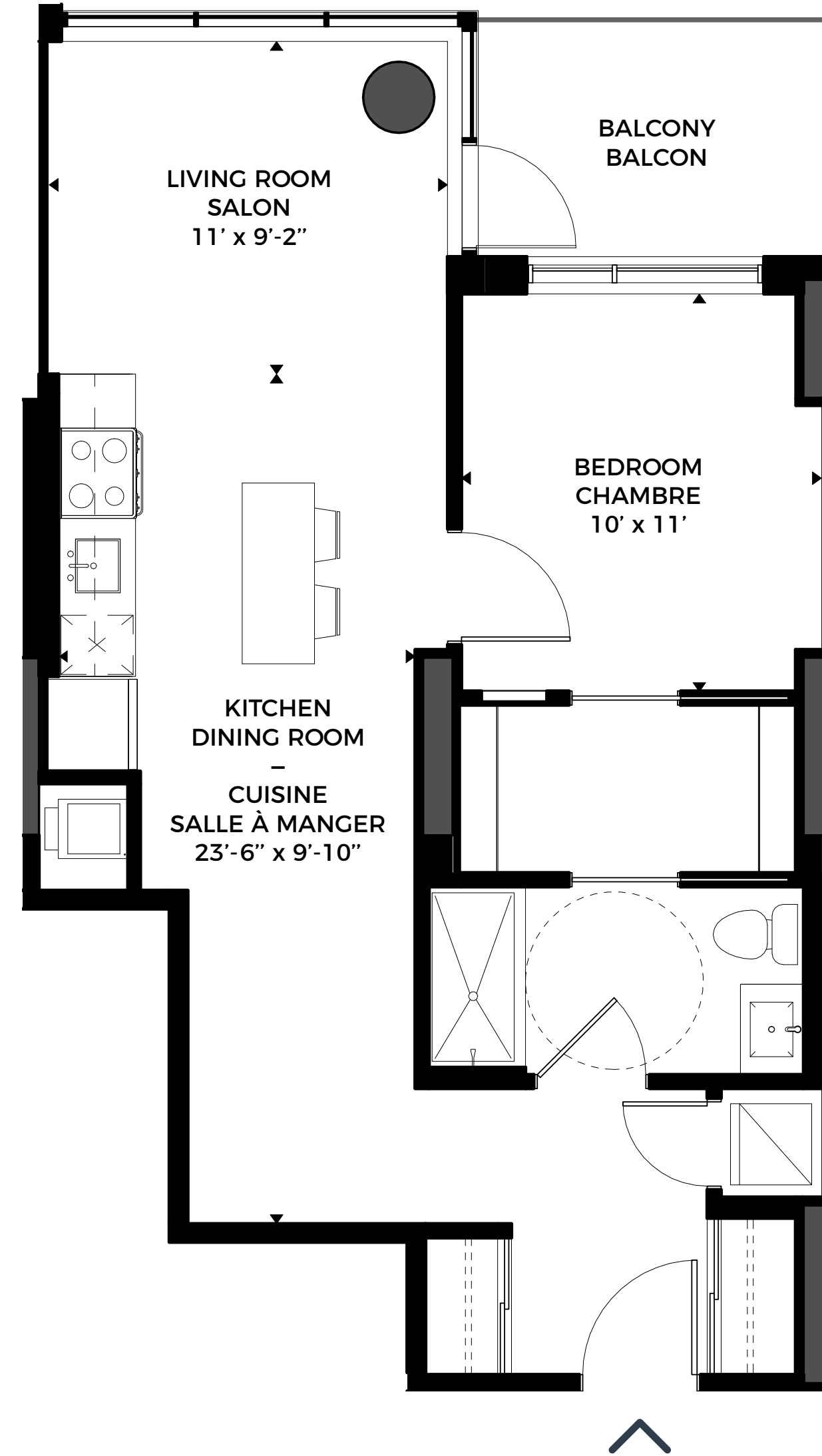
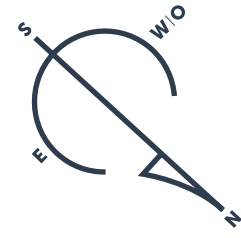
316, 416



WOODROFFE AVE.

Measurements are approximate. Les mesures sont approximatives.

These renderings are artist's concepts only. Specifications and floorplans subject to change without notice. | Ces illustrations sont des dessins d'artiste. Les spécifications et les plans de plancher peuvent changer sans préavis.



Area | Superficie 705 sq. ft. / pi² • **Balcony | Balcon** 64 sq. ft. / pi² • **Total** 769 sq. ft. / pi²

5th FLOOR
5^e ÉTAGE



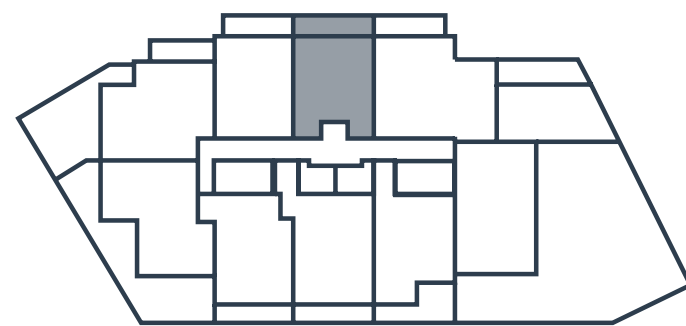
1 Bedroom
1 Chambre



1 Bathroom
1 Salle de bain

UNIT | UNITÉ

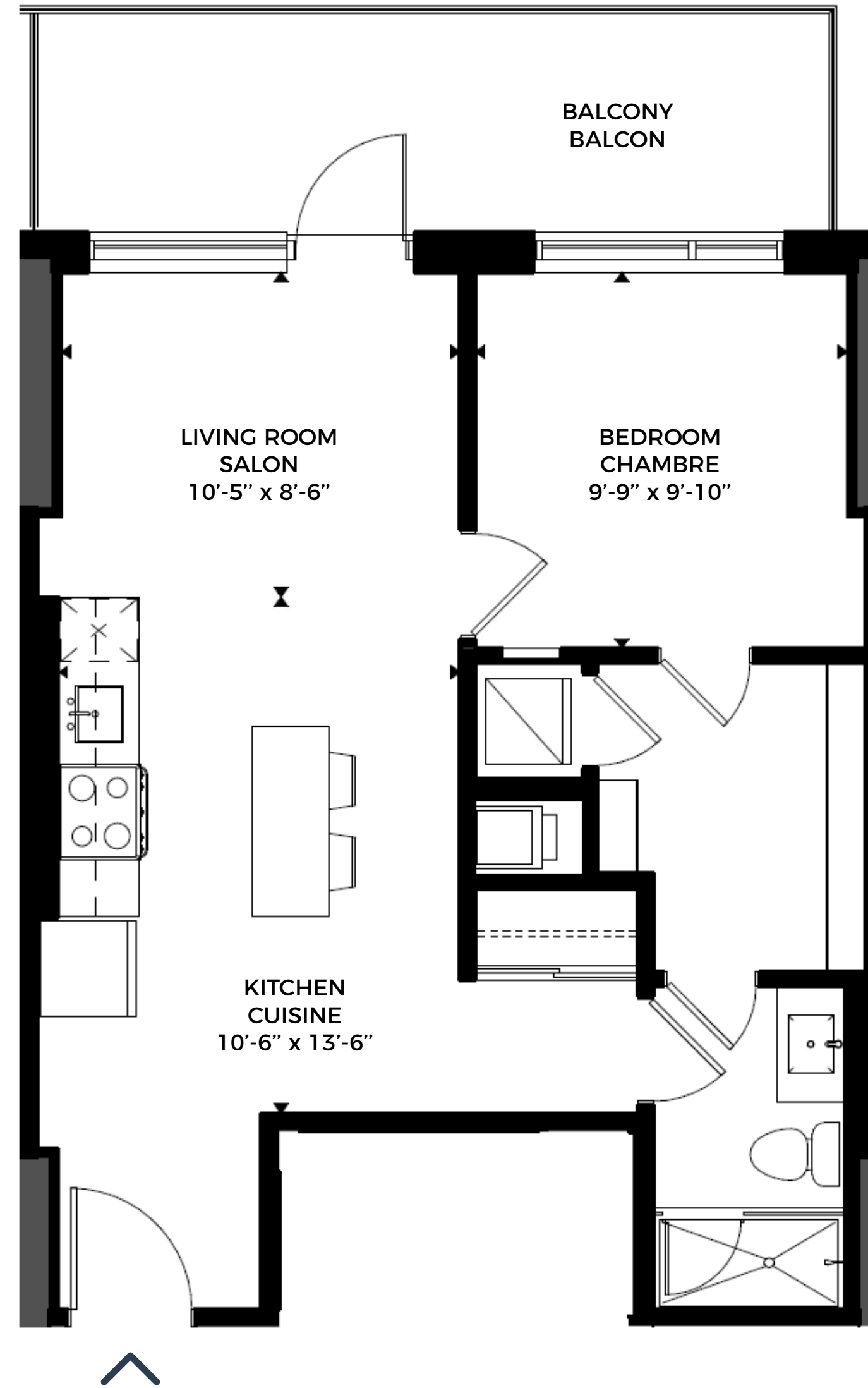
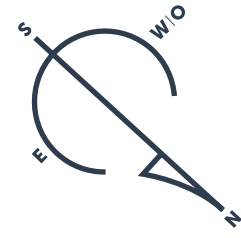
502



WOODROFFE AVE.

Measurements are approximate. Les mesures sont approximatives.

These renderings are artist's concepts only. Specifications and floorplans subject to change without notice. | Ces illustrations sont des dessins d'artiste. Les spécifications et les plans de plancher peuvent changer sans préavis.



Area | Superficie 585 sq. ft. / pi² • **Balcony | Balcon** 123 sq. ft. / pi² • **Total** 708 sq. ft. / pi²

5th FLOOR
5^e ÉTAGE



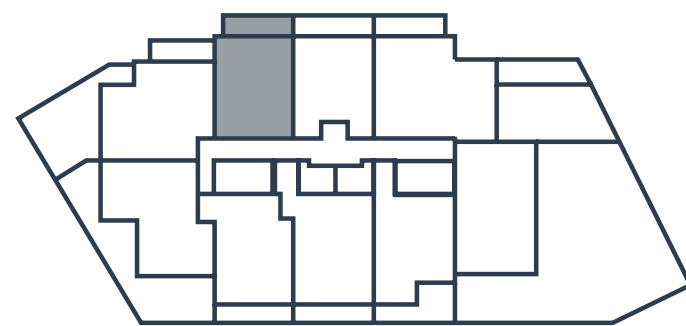
1 Bedroom
1 Chambre



1 Bathroom
1 Salle de bain

UNIT | UNITÉ

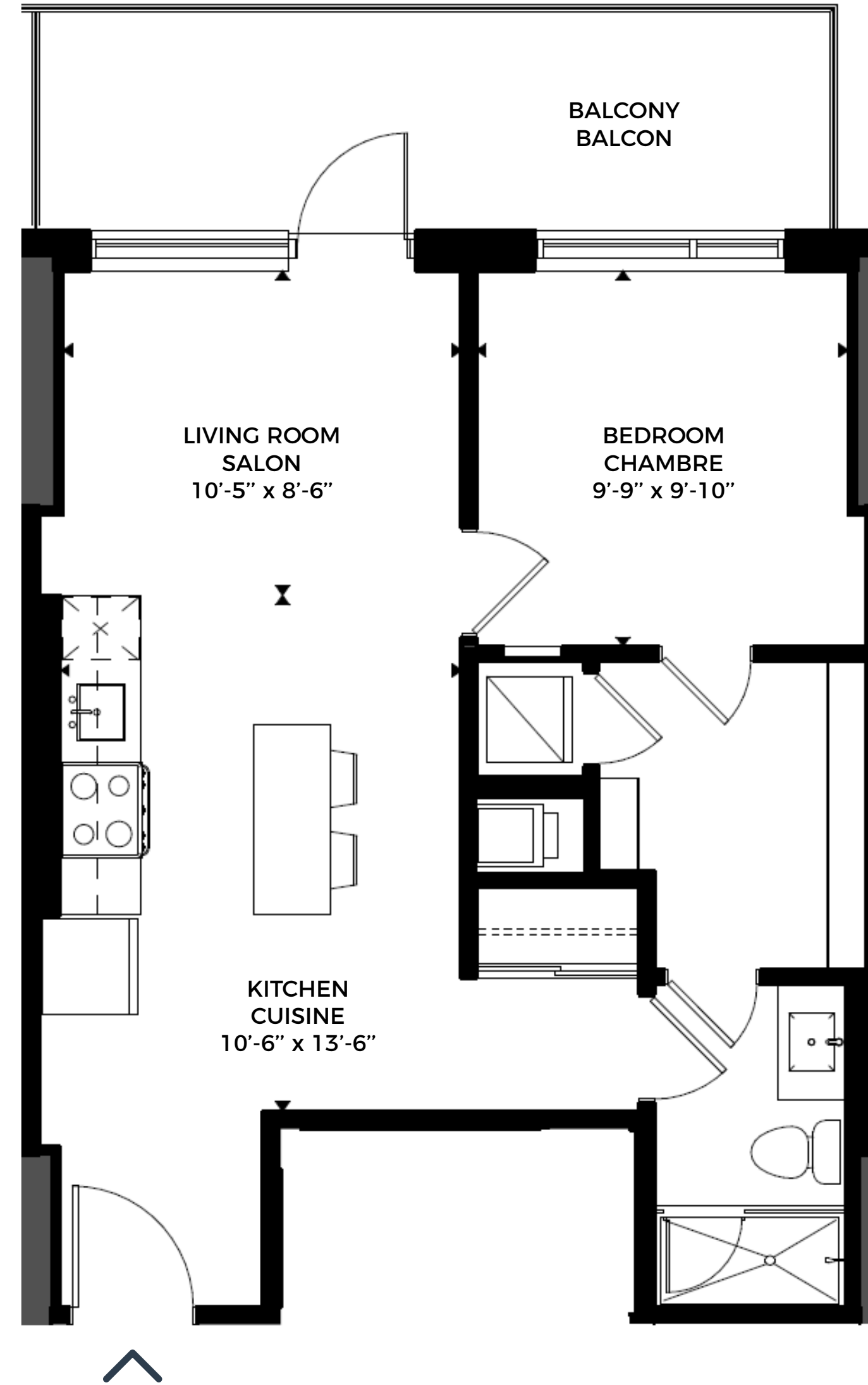
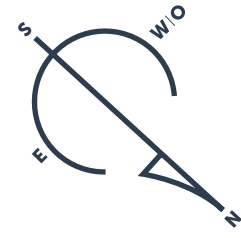
503



WOODROFFE AVE.

Measurements are approximate. Les mesures sont approximatives.

These renderings are artist's concepts only. Specifications and floorplans subject to change without notice. | Ces illustrations sont des dessins d'artiste. Les spécifications et les plans de plancher peuvent changer sans préavis.



Area | Superficie 647 sq. ft. / pi² • **Balcony | Balcon** 118 sq. ft. / pi² • **Total** 765 sq. ft. / pi²

5th FLOOR
5^e ÉTAGE



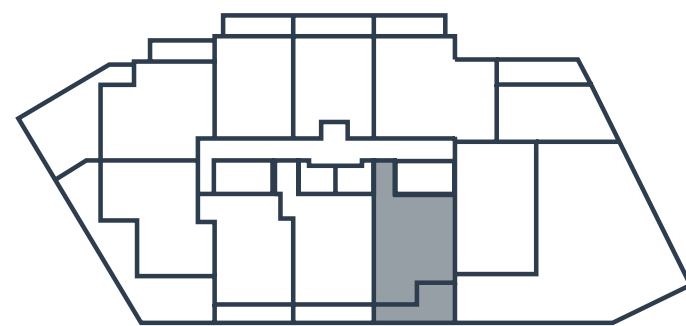
1 Bedroom
1 Chambre



1 Bathroom
1 Salle de bain

UNIT | UNITÉ

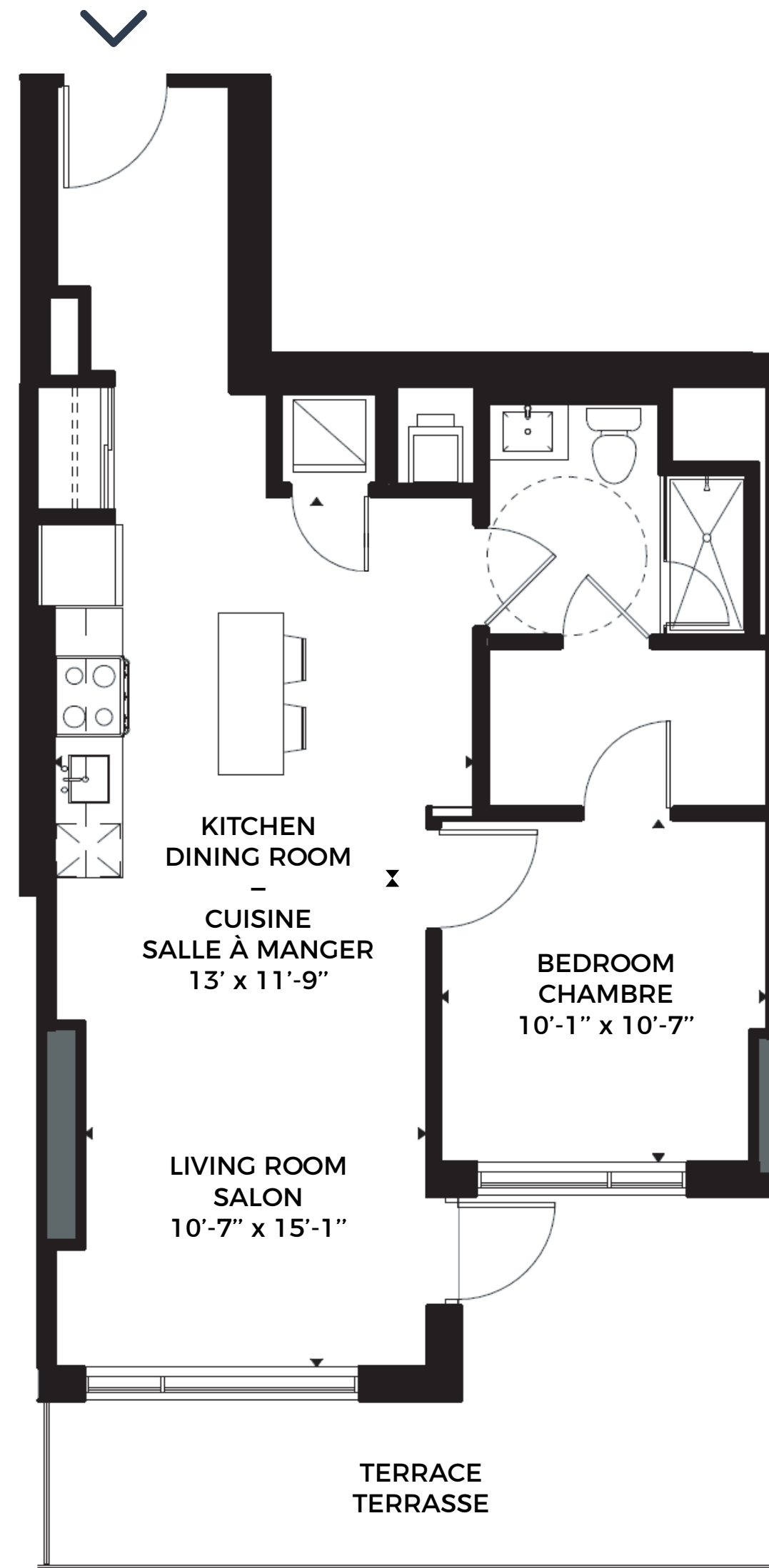
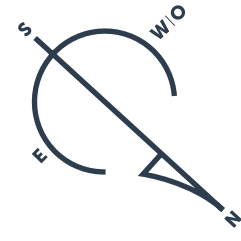
508



WOODROFFE AVE.

Measurements are approximate. Les mesures sont approximatives.

These renderings are artist's concepts only. Specifications and floorplans subject to change without notice. | Ces illustrations sont des dessins d'artiste. Les spécifications et les plans de plancher peuvent changer sans préavis.



Area | Superficie

751 sq. ft. / pi²

• Terrace | Terrasse 183 sq. ft. / pi²

• Total

934 sq. ft. / pi²

6th TO 14th FLOOR
6^e AU 14^e ÉTAGE



1 Bedroom
1 Chambre



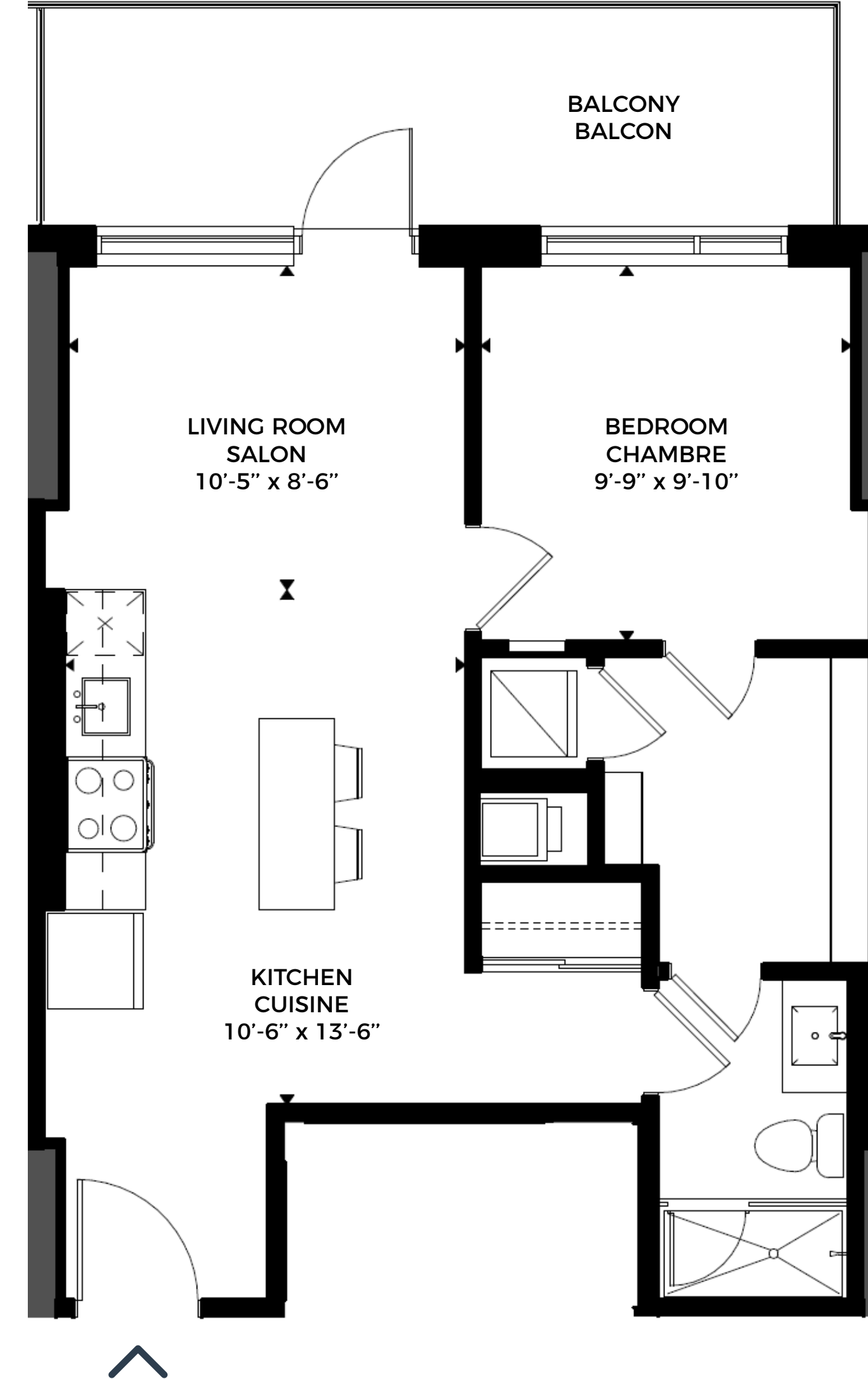
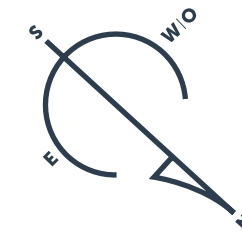
1 Bathroom
1 Salle de bain

UNITS | UNITÉS

602 to/à 1402



Measurements are approximate. Les mesures sont approximatives.
These renderings are artist's concepts only. Specifications and floorplans subject to change without notice. | Ces illustrations sont des dessins d'artiste. Les spécifications et les plans de plancher peuvent changer sans préavis.



Area | Superficie 585 sq. ft. / pi² • Balcony | Balcon 123 sq. ft. / pi² • Total 708 sq. ft. / pi²

6th TO 14th FLOOR
6^e AU 14^e ÉTAGE



1 Bedroom
1 Chambre



1 Bathroom
1 Salle de bain

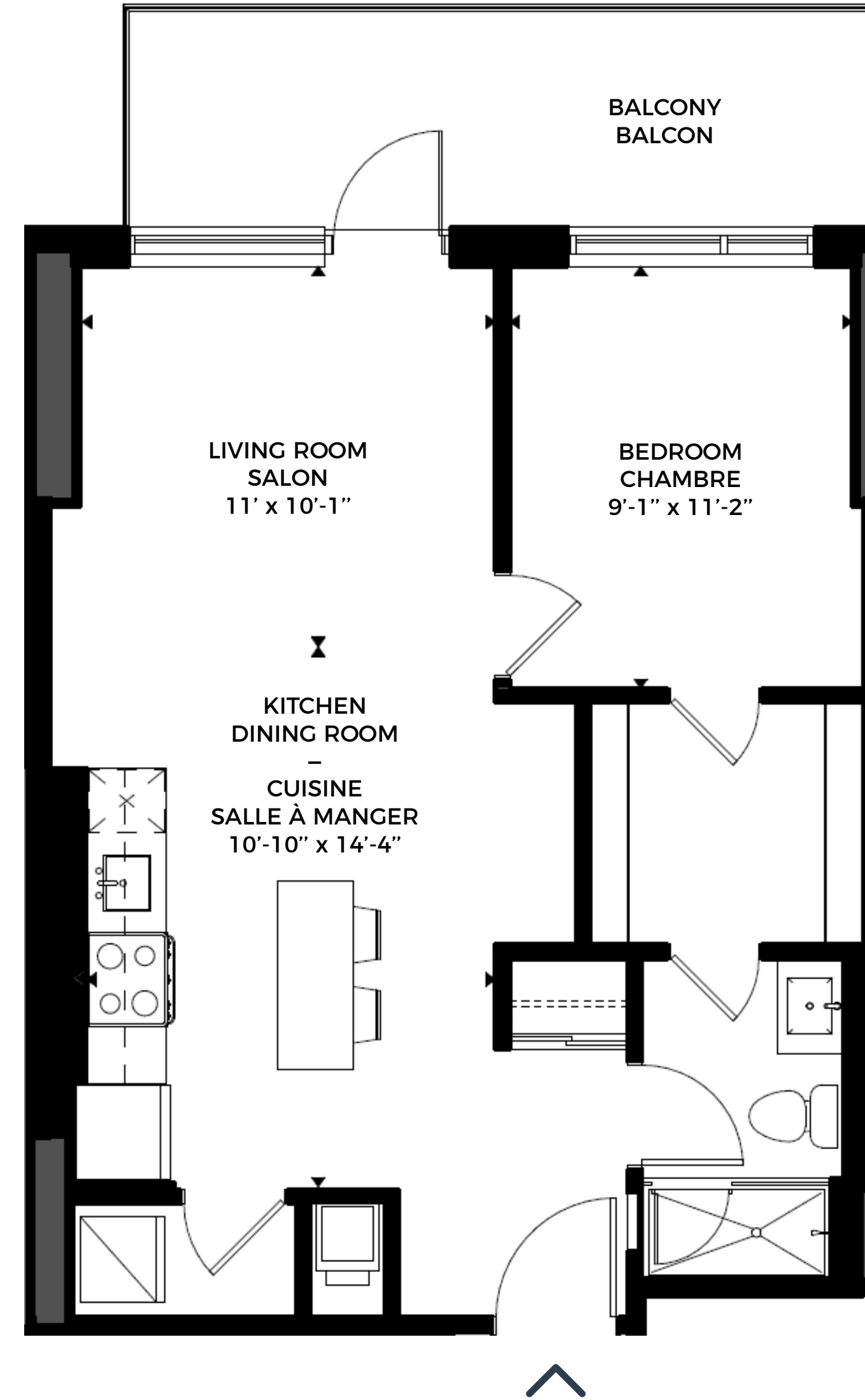
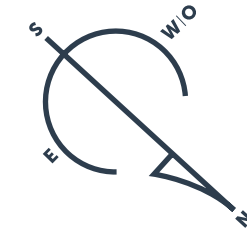
UNITS | UNITÉS

603 to/à 1403



Measurements are approximate. Les mesures sont approximatives.

These renderings are artist's concepts only. Specifications and floorplans subject to change without notice. | Ces illustrations sont des dessins d'artiste. Les spécifications et les plans de plancher peuvent changer sans préavis.



Area | Superficie 647 sq. ft. / pi² • **Balcony | Balcon** 118 sq. ft. / pi² • **Total** 765 sq. ft. / pi²

6th TO 14th FLOOR
6^e AU 14^e ÉTAGE



1 Bedroom
1 Chambre



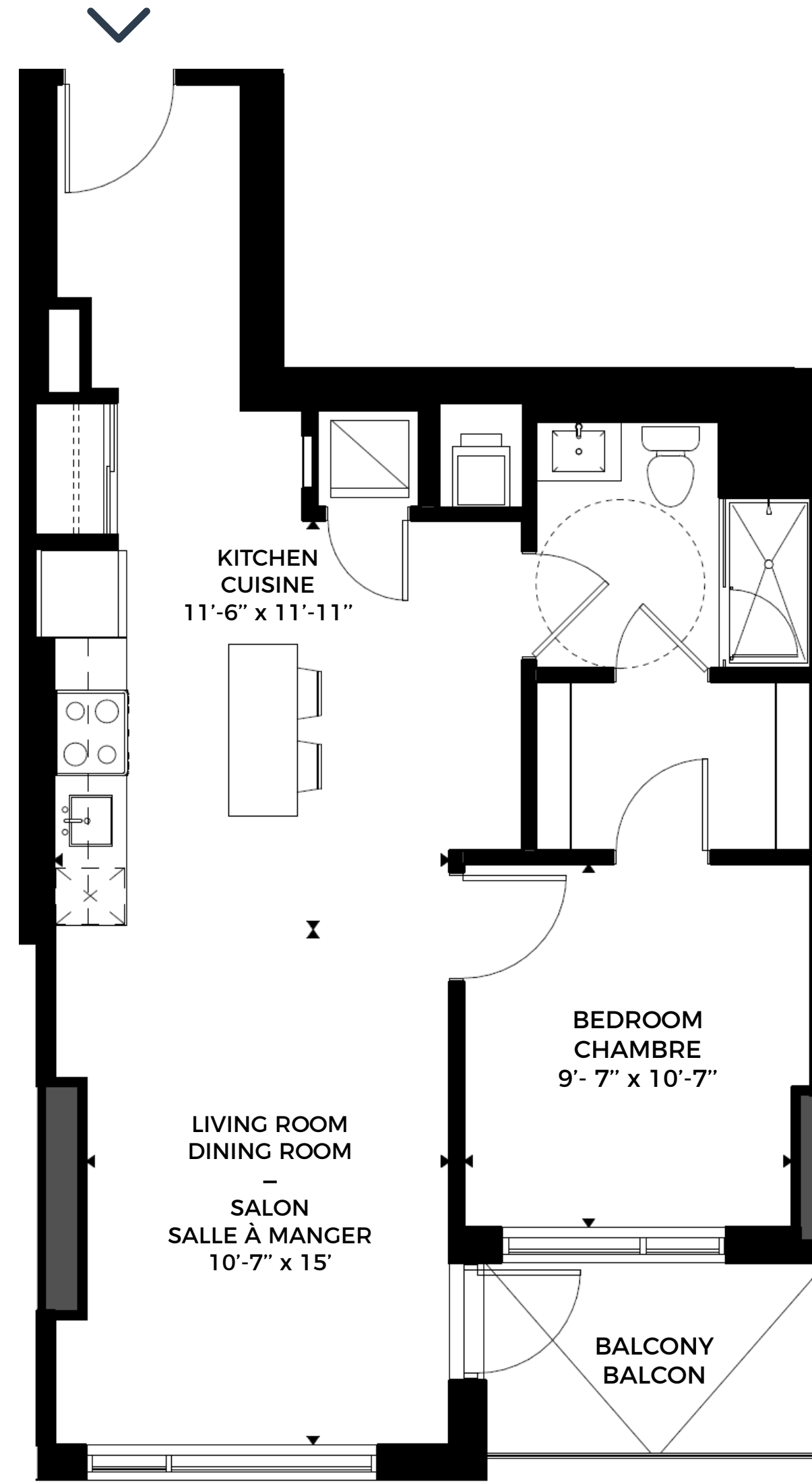
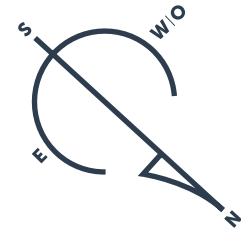
1 Bathroom
1 Salle de bain

UNITS | UNITÉS

608 to/à 1408



Measurements are approximate. Les mesures sont approximatives.
These renderings are artist's concepts only. Specifications and floorplans subject to change without notice. | Ces illustrations sont des dessins d'artiste. Les spécifications et les plans de plancher peuvent changer sans préavis.



Area | Superficie 803 sq. ft. / pi² • **Balcony | Balcon** 56 sq. ft. / pi² • **Total** 859 sq. ft. / pi²

19th FLOOR
19^e ÉTAGE



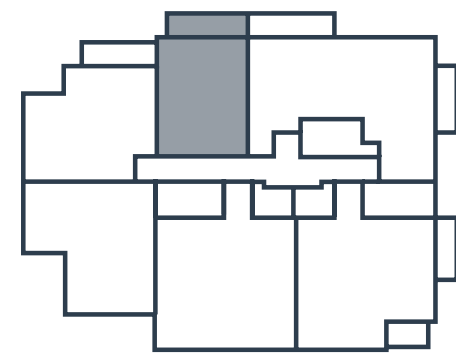
1 Bedroom
1 Chambre



1 Bathroom
1 Salle de bain

UNIT | UNITÉ

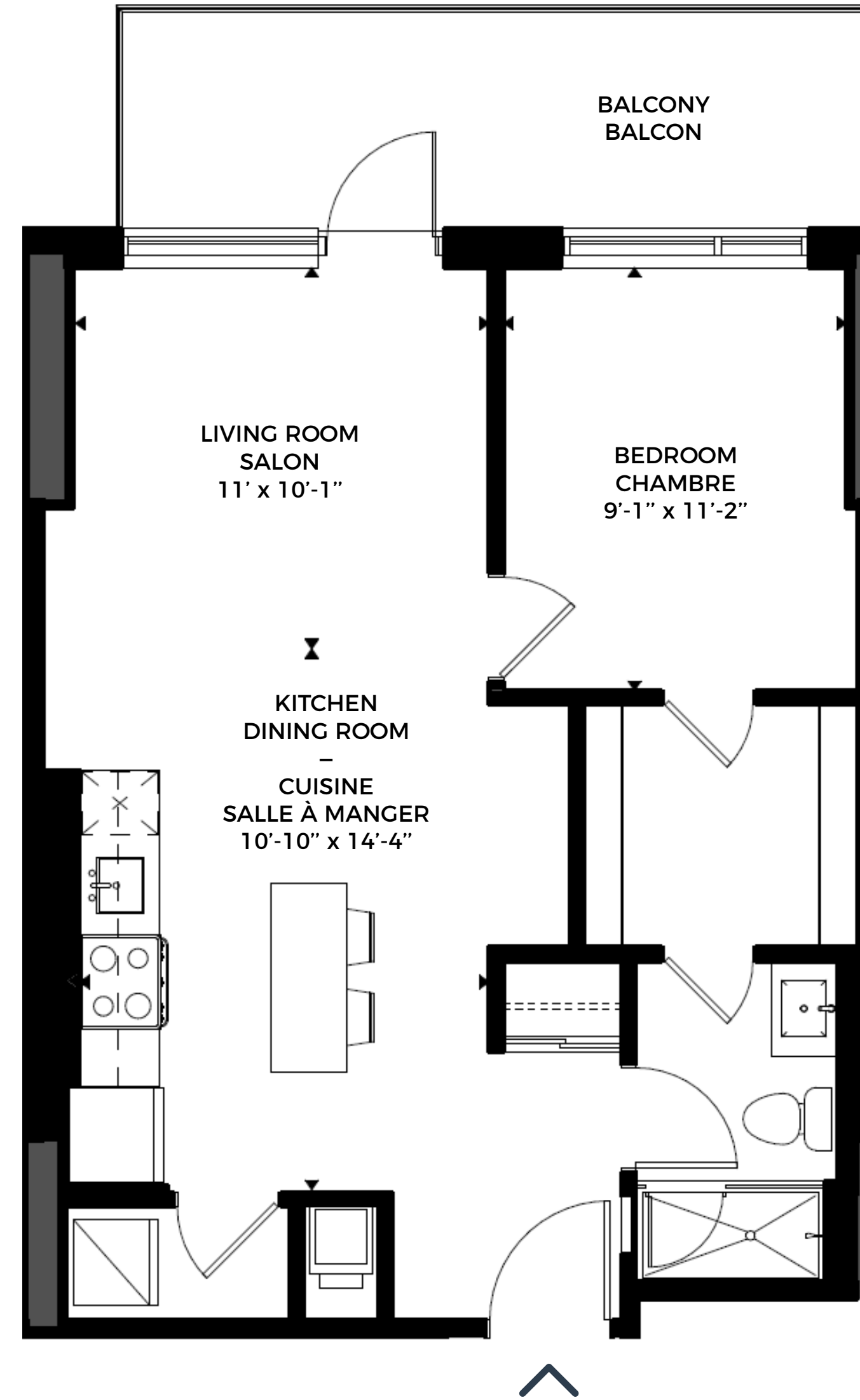
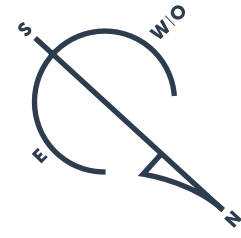
1902



WOODROFFE AVE.

Measurements are approximate. Les mesures sont approximatives.

These renderings are artist's concepts only. Specifications and floorplans subject to change without notice. | Ces illustrations sont des dessins d'artiste. Les spécifications et les plans de plancher peuvent changer sans préavis.



Area | Superficie 647 sq. ft. / pi² • Balcony | Balcon 118 sq. ft. / pi² • Total 765 sq. ft. / pi²